ECOFLEX LEAN THE WAY TO WIN

CONTENTS

■ PRODUCT RANGE

■ SPECIFICATION OF PRODUCTS

1) WHAT IS LOGIFORM 04

2) PIPES 06

3) METAL JOINTS 11

4) PLASTIC JOINTS 39

5) ROLLER TRACKS(PLACONS) 43

6) ACCESSORIES 58

7) ANGLES, BOARDS, SHEETS, (PROTECTION)HOSES 73

8) CASTERS 76

9) MAT CONVEYORS 87

■ TECHNICAL SPECIFICATIONS

1) WORK FLOW 88

2) CALCULATION METHOD OF PIPE LENGTH 89

3) STRUCTURE BREAKDOWN 90

■ APPLICATIONS

1) AUTOMOTIVE INDUSTRY 95

2) ELECTRONIC INDUSTRY 97

3) OTHERS 99

What is LOGIFORM

Turning your thoughts into reality couldn't be easier. LOGIFORM adds momentum to your cost-effective material handling plan.

Easy accessibility : In a few steps you can start to build a customised structure

Clean and vivid appearance : Logiform pipe enables its exterior surface to retain its appearance.

Modification friendly : Quick implementation of changes is achievable with the minimum of effort.

Reliability : Build an easy-to-handle mobile structure. It's light-weight and yet robust!

Low budget : You do not need a dedicated facility for the assembly work.

Simplicity : Turn off your welder. Now you just need to connect one piece of pipe to another.

Perpetual stream of Kazen events : Implement your Kaizen ideas in real time with purpose built structures.

ECOFLEX LEAN THE WAY TO WIN

APPLICATION

PIPES

1. STANDARD PIPE
2. ESD PIPE
3. STAINLESS PIPE

LOGIFORM PIPE

LOGIFORM PIPE is steel pipe with a synthetic plastic resin coated outer surface.

LOGIFORM PIPE 는 표면에 합성프라스틱을 입힌 스틸파이프 입니다.

- 내열성이 우수하다. (100℃ 까지 사용 가능-제한적)
- HINGE특성 (복원력이 우수)
- 화학적 안정성을 갖는다.
- 무독성이다.

- Heat resistance up to approx. 100 degree Celsius
- High oli resistance
- High chemical resistance
- Minium toxin of plastic resin

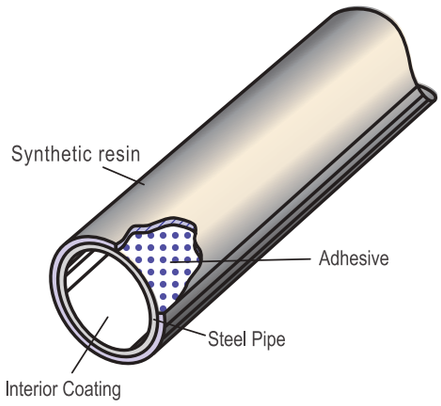

※방청 색상은 예고 없이 변경 될 수 있음
The color of interior coating subjected to change

■ Packing Unit

1 Bar (1본) = 4M

1 Bundle (1묶음) = 10 Bars

LP - 1100IV

- LP: LOGIFORM PRODUCT CODE (파이프분류)
- 110: THICKNESS (파이프두께)
- IV: COLORS (파이프색상)

한보일렉트카다록(내지)_A4_98p.indd 7 2016-09-19 오후 4:14:01

LOGIFORM PIPE STANDARD COLORS

■ STANDARD PRODUCTION LINE-UP

DESCRIPTION	COLOR			THICKNESS					
				0.7T	0.9T	1.0T	1.1T	1.4T	2.0T
LOGIFORM PIPE	IVORY	(IV)				●		●	●
	WHITE	(WH)				●		●	●
	GRAY	(GR)				●		●	●
	BLUE	(BL)				●		●	●
	BLACK	(BK)				●		●	
CONDUCTIVE PIPE	BLACK	(BK)				●		●	
SLIDE PIPE	IVORY	(IV)				●		●	●
STAINLESS PIPE	201			●			●		
	430			●	●	●	●		
	439			●	●		●		

■ OPTIONS

DESCRIPTION	COLOR			THICKNESS					
				0.7T	1.0T	1.1T	1.4T	1.5T	2.0T
LOGIFORM PIPE	DEEP GRAY	(EG)			●		●		●
	DARK GRAY	(DG)			●		●		●
	SKY BLUE	(SB)			●		●		●
	DARK BLUE	(DB)			●		●		●
	GREEN	(GN)			●		●		●
	RED	(RD)			●		●		●
	BLACK	(BK)			●		●		●
CONDUCTIVE PIPE	BLACK	(BK)			●		●		●
SLIDE PIPE	GRAY	(GR)			●				
ALUMINUM PIPE	SILVER							●	
ANTISTATIC PIPE	IVORY	(IV)			●				
	GRAY	(GR)			●				
PEARL PIPE	GOLD	(GD)			●				
	SILVER	(SV)			●				

※ Color/ Quantity/ Lead time/ Stock/ etc. must be discussed prior to purchase
※ For any other inquiry, please contact us at hbl@hbjoint.com

LOGIFORM PIPE

LOGIFORM Q-PIPE

PRODUCT CODE	THICKNESS (Steel)	WEIGHT
LP-1100	1t	676g/m
LP-1200	2t	1,265g/m

EX)LP-1100IV

CONDUCTIVE PIPE

도전성

PRODUCT CODE	THICKNESS (Steel)	WEIGHT
CP-1100BK	1t	676g/m
CP-1200BK	2t	1,265g/m

EX)CP-1100BK

ANTISTATIC COLORED PIPE

대전방지

Surface Resistance
$10^9\Omega \sim 10^{10}\Omega$

PRODUCT CODE	THICKNESS (Steel)	WEIGHT
AP-1100IV	1t	676g/m
AP-1100GR	1t	676g/m

EX)AP-1100GR

SLIDE PIPE

PRODUCT CODE	THICKNESS (Steel)	WEIGHT
SL-1100	1t	767g/m

EX)SL-1100IV

STAINLESS PIPE

PRODUCT CODE	THICKNESS (Stainless)	WEIGHT
ST-1070 Grade classification : 200/ 400	0.7t	448g/m
ST-1110 Grade classification : 200/ 300/ 400	1.1t	708g/m

EX)ST-1070

ALUMINIUM PIPE

PRODUCT CODE	THICKNESS (Aluminium)	WEIGHT
AL-1150	1.5t	380g/m

※ The specification may be subject to change without any prior notice.

한보일렉트카다록(내지)_A4_98p.indd 9 2016-09-19 오후 4:14:03

PIPES

ESD PIPE

ANTISTATIC COLORED PIPE

Surface Resistance (표면저항) : $10^{8}\Omega \sim 10^{10}\Omega$
Colors : Gray / Ivory

CONDUCTIVE PIPE

Surface Resistance (표면저항) : $\sim 10^{6}\Omega$
Color : Black

STAINLESS PIPE



- Easy to clean
- Conductive
- High resistant to oil and chemicals

- 고광택이며 먼지가 잘 타지 않음
- 파이프에 정전기가 발생하지 않음
- 내약품성 내식성임

COMPARISON TABLE OF ABS RESIN AND LOGIFORM Q-PIPE

MEDICINE (약 품 명)	RESULT (결과)		MEDICINE (약 품 명)	RESULT (결과)	
	Q-PIPE	ABS		Q-PIPE	ABS
WD-20(방청유)	△	△	Malic acid(10%)(사과산)	○	○
Sodium chloride(땀)	○	X	Menthol(소독약)	○	△
Break oil	○	X	Mercury(수은)	○	○
UV(자외선)	△	△	Mercury chloride(염화수은)	○	○
Cutting oil(절삭유)	○	X	Mesityl oxide(불포화케톤)	△	X
Table ware cleaser(식기용)	○	△	Methanol(유기알콜)	○	△
Washable cleaser(세탁용)	○	○	Methylene chloride(M.C)	△	X
Toilet cleaser(화장실용)	○	○	Thynner(신너)	○	X
M.E.K	△	X	Acetone(리무버)	○	X
Ethylene glycol(부동액)	○	○	Paint	○	X
Missoin oil(기어유)	○	X	Animal fat oil(동물성기름)	○	△
Toluene	○	X	Vegetable oil(식물성기름)	○	○

- ○ = 변화없음 - 내화학성 강함 (Negative - High chemical Resistance)
- △ = 부분적으로 변화는 있으나 사용가능 - 제한적 내화학성 (Partially affected but usable - Limiting Chemical Resistance)
- X = Coating층이 녹거나 Crack발생 - 내화학성 없음 (ABS resin melted or crack occurred - No chemical resistance)

① 테스트 방법 : 침전반응 방식 (Methods : Spread, Submerge materials)
② 테스트 기간 : 30일 이상 (Duration : Over 30days)
③ and youser의 사용 온도에 따라 화학성은 상이함(통상온도 조건 테스트 시행 20~30℃) (Temperature : 20~30 degrees Celsius)

METAL JOINTS

METAL JOINTS

SURFACE TREATMENT (표면처리)

ITEM	COLOR	TREATMENT
BK	BLACK	ELECTRODEPOSITION COATED
SV	SILVER	TRIVALENT CHROMIUM PLATED
NI	NICKEL	NICKEL PLATED

CODE NUMBERING (제품코드 기입예)

Product Code Examples	MJ-2101NI METAL JOINT H-1	NICKEL	(니켈도금)
	MJ-2101SV METAL JOINT H-1	SILVER	(3가아연도금)
	MJ-2101BK METAL JOINT H-1	BLACK	(전착)

METAL JOINTS BLACK (BK) / SILVER (SV) / NICKEL-CONDUCTIVE (NI)

H-1(MJ-2101BK)

■240ea/box ■73g/ea

H-1B(MJ-2201BK)

■240ea/box ■65g/ea

H-2(MJ-2102BK)

■150ea/box ■98g/ea

H-3(MJ-2103BK)

■70ea/box ■136g/ea

H-4(MJ-2104BK)

■180ea/box ■116g/ea

H-5(MJ-2105BK)

■300ea/box ■44g/ea

H-6(MJ-2106BK)

■300ea/box ■57g/ea

H-6B(MJ-2206BK)

■300ea/box ■39g/ea

H-7(MJ-2107BK)

■180ea/box ■52g/ea

H-7B(MJ-2207BK)

■180ea/box ■47g/ea

H-8(MJ-2108BK)

■300ea/box ■48g/ea

H-9(MJ-2109BK)

■100ea/box ■143g/ea

H-10(MJ-2110BK)

■180ea/box ■66g/ea

H-11(MJ-2111BK)

■200ea/box ■67g/ea

H-11B(MJ-2211BK)

■200ea/box ■67g/ea

METAL JOINTS BLACK (BK) / SILVER (SV) / NICKEL-CONDUCTIVE (NI)

H-12(MJ-2112BK)

■200ea/box ■63g/ea

H-13(MJ-2113BK)

■140ea/box ■97g/ea

H-14(MJ-2114BK)

■150ea/box ■81g/ea

H-15A(MJ-2115BK)

■300ea/box ■43g/ea

H-15B(MJ-2215BK)

■300ea/box ■38g/ea

H-16(MJ-2116BK)

■300ea/box ■54g/ea

H-16B(MJ-2216BK)

■300ea/box ■54g/ea

H-17(MJ-2117BK)

■180ea/box ■71g/ea

H-18(MJ-2118BK)

■240ea/box ■69g/ea

H-19(MJ-2119BK)

■250ea/box ■64g/ea

H-20(MJ-2120BK)

■150ea/box ■97g/ea

H-21(MJ-2121BK)

■150ea/box ■104g/ea

H-45A(MJ-2145BK)

■140ea/box ■64g/ea

H-45B(MJ-2245BK)

■140ea/box ■64g/ea

H-108(MJ-21108BK)

■140ea/box ■106g/ea

METAL JOINTS BLACK (BK) / SILVER (SV) / NICKEL-CONDUCTIVE (NI)

H-162(MJ-21162BK)

■180ea/box ■108g/ea

METAL JOINTS BLACK (BK) / SILVER (SV) / NICKEL-CONDUCTIVE (NI)

H-1(MJ-2101SV)

■240ea/box ■73g/ea

H-1B(MJ-2201SV)

■240ea/box ■65g/ea

H-2(MJ-2102SV)

■150ea/box ■98g/ea

H-3(MJ-2103SV)

■70ea/box ■136g/ea

H-4(MJ-2104SV)

■180ea/box ■116g/ea

H-5(MJ-2105SV)

■300ea/box ■44g/ea

H-6(MJ-2106SV)

■300ea/box ■57g/ea

H-6B(MJ-2206SV)

■300ea/box ■39g/ea

H-7(MJ-2107SV)

■180ea/box ■52g/ea

H-7B(MJ-2207SV)

■180ea/box ■47g/ea

H-8(MJ-2108SV)

■300ea/box ■48g/ea

H-9(MJ-2109SV)

■100ea/box ■143g/ea

H-10(MJ-2110SV)

■180ea/box ■66g/ea

H-11(MJ-2111SV)

■200ea/box ■67g/ea

H-11B(MJ-2211SV)

■200ea/box ■67g/ea

METAL JOINTS

BLACK (BK) / SILVER (SV) / NICKEL-CONDUCTIVE (NI)

H-12(MJ-2112SV)

■200ea/box ■63g/ea

H-13(MJ-2113SV)

■140ea/box ■97g/ea

H-14(MJ-2114SV)

■150ea/box ■81g/ea

H-15A(MJ-2115SV)

■300ea/box ■43g/ea

H-15B(MJ-2215SV)

■300ea/box ■38g/ea

H-16(MJ-2116SV)

■300ea/box ■54g/ea

H-16B(MJ-2216SV)

■300ea/box ■54g/ea

H-17(MJ-2117SV)

■180ea/box ■71g/ea

H-18(MJ-2118SV)

■240ea/box ■69g/ea

H-19(MJ-2119SV)

■250ea/box ■64g/ea

H-20(MJ-2120SV)

■150ea/box ■97g/ea

H-21(MJ-2121SV)

■150ea/box ■104g/ea

H-45A(MJ-2145SV)

■140ea/box ■64g/ea

H-45B(MJ-2245SV)

■140ea/box ■64g/ea

H-108(MJ-21108SV)

■140ea/box ■106g/ea

METAL JOINTS

BLACK (BK) /

SILVER (SV) /

NICKEL-CONDUCTIVE (NI)

H-162(MJ-21162SV)

■180ea/box ■108g/ea

METAL JOINT SETS BLACK (BK) / SILVER (SV) / NICKEL-CONDUCTIVE (NI)

HJ-1

page 21

HJ-1B

page 21

HJ-2



page 22

HJ-3

page 23

HJ-4

page 24

HJ-5

page 24

HJ-6

page 25

HJ-6B

page 25

HJ-7

page 26

HJ-7B

page 27

HJ-8

page 28

HJ-9

page 28

METAL JOINT SETS

METAL JOINT SETS BLACK (BK) / SILVER (SV) / NICKEL-CONDUCTIVE (NI)

HJ-10

page 29

HJ-11



page 29

HJ-11B



page 30

HJ-12

page 31

HJ-13

page 32

HJ-14

page 32

HJ-15

page 33

HJ-16

page 34

HJ-16B

page 34

HJ-17

page 35

HJ-18

page 35

HJ-19

page 36

METAL JOINT SETS BLACK (BK) / SILVER (SV) / NICKEL-CONDUCTIVE (NI)

HJ-20

page 36

HJ-21

page 37

HJ-45

page 37

HJ-108

page 38

HJ-162

page 38



METAL JOINT SETS

BLACK (BK) / SILVER (SV) / NICKEL-CONDUCTIVE (NI)

HJ-1



H-1 : 2ea

Bolt(WB-0625) : 1ea

Nut(NU-0600) : 1ea

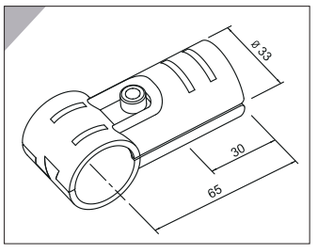

H-1 (MJ-2101BK)

■240ea/box ■73g/ea

H-1 (MJ-2101SV)

■240ea/box ■73g/ea

H-1 (MJ-2101NI)

■240ea/box ■73g/ea

HJ-1B



H-1B : 2ea

Bolt(WB-0625) : 1ea

Nut(NU-0600) : 1ea

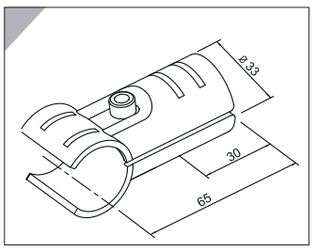

H-1B (MJ-2201BK)

■240ea/box ■65g/ea

H-1B (MJ-2201SV)

■240ea/box ■65g/ea

H-1B (MJ-2201NI)

■240ea/box ■65g/ea

METAL JOINT SETS BLACK (BK) / SILVER (SV) / NICKEL-CONDUCTIVE (NI)

HJ-2





H-2 : 1ea

H-3 : 1ea

Bolts(WB-0625) : 2ea

Nuts(NU-0600) : 2ea

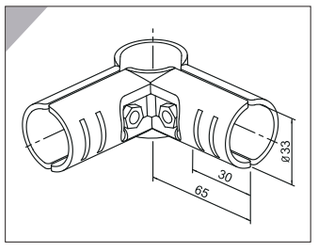

H-2 (MJ-2102BK)

■150ea/box ■98g/ea

H-2 (MJ-2102SV)

■150ea/box ■98g/ea

H-2 (MJ-2102NI)

■150ea/box ■98g/ea

H-3 (MJ-2103BK)

■70ea/box ■136g/ea

H-3 (MJ-2103SV)

■70ea/box ■136g/ea

H-3 (MJ-2103NI)

■70ea/box ■136g/ea

METAL JOINT SETS

BLACK (BK) / SILVER (SV) / NICKEL-CONDUCTIVE (NI)

HJ-3



H-2 : 2ea

H-4 : 1ea

Bolts(WB-0625) : 3ea

Nuts(NU-0600) : 3ea

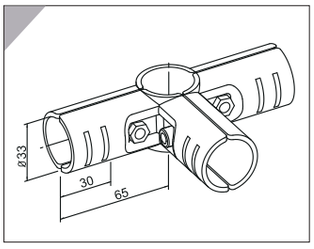

H-2 (MJ-2102BK)

■150ea/box ■98g/ea

H-2 (MJ-2102SV)

■150ea/box ■98g/ea

H-2 (MJ-2102NI)

■150ea/box ■98g/ea

H-4 (MJ-2104BK)

■180ea/box ■116g/ea

H-4 (MJ-2104SV)

■180ea/box ■116g/ea

H-4 (MJ-2104NI)

■180ea/box ■116g/ea

METAL JOINT SETS BLACK (BK) / SILVER (SV) / NICKEL-CONDUCTIVE (NI)

HJ-4

H-4 : 2ea

Bolts(WB-0625) : 2ea

Nuts(NU-0600) : 2ea

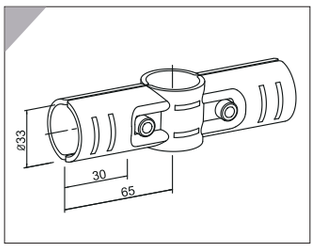

H-4 (MJ-2104BK)

■180ea/box ■116g/ea

H-4 (MJ-2104SV)

■180ea/box ■116g/ea

H-4 (MJ-2104NI)

■180ea/box ■116g/ea

HJ-5



H-2 : 4ea

Bolts(WB-0625) : 4ea

Nuts(NU-0600) : 4ea

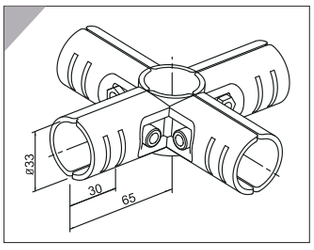

H-2 (MJ-2102BK)

■150ea/box ■98g/ea

H-2 (MJ-2102SV)

■150ea/box ■98g/ea

H-2 (MJ-2102NI)

■150ea/box ■98g/ea

METAL JOINT SETS

BLACK (BK) / SILVER (SV) / NICKEL-CONDUCTIVE (NI)

HJ-6

H-7 : 2ea

Bolt(WB-0625) : 1ea

Nut(NU-0600) : 1ea

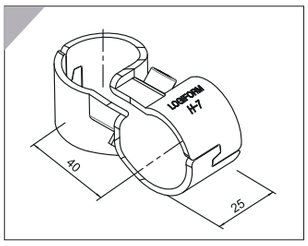

H-7 (MJ-2107BK)

■180ea/box ■52g/ea

H-7 (MJ-2107SV)

■180ea/box ■52g/ea

H-7 (MJ-2107NI)

■180ea/box ■52g/ea

HJ-6B

H-7B : 2ea

Bolt(WB-0625) : 1ea

Nut(NU-0600) : 1ea

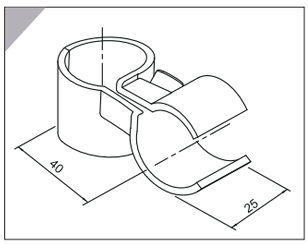

H-7B (MJ-2207BK)

■180ea/box ■47g/ea

H-7B (MJ-2207SV)

■180ea/box ■47g/ea

H-7B (MJ-2207NI)

■180ea/box ■47g/ea

METAL JOINT SETS BLACK (BK) / SILVER (SV) / NICKEL-CONDUCTIVE (NI)

HJ-7





H-5 : 2ea

H-6 : 2ea

Bolts(WB-0625) : 2ea

Nuts(NU-0600) : 2ea

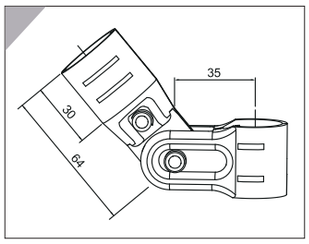

H-5 (MJ-2105BK)

■300ea/box ■44g/ea

H-5 (MJ-2105SV)

■300ea/box ■44g/ea

H-5 (MJ-2105NI)

■300ea/box ■44g/ea

H-6 (MJ-2106BK)

■300ea/box ■57g/ea

H-6 (MJ- 2106SV)

■300ea/box ■57g/ea

H-6 (MJ-2106NI)

■300ea/box ■57g/ea

METAL JOINT SETS

BLACK (BK) / SILVER (SV) / NICKEL-CONDUCTIVE (NI)

HJ-7B



H-6 : 2ea

H-6B : 2ea

Bolts(WB-0625) : 3ea

Nuts(NU-0600) : 3ea

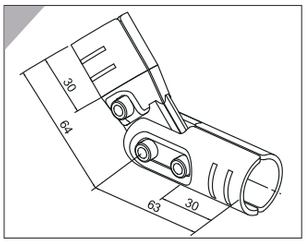

H-6 (MJ-2106BK)

■300ea/box ■57g/ea

H-6 (MJ- 2106SV)

■300ea/box ■57g/ea

H-6 (MJ-2106NI)

■300ea/box ■57g/ea

H-6B (MJ-2206BK)

■300ea/box ■39g/ea

H-6B (MJ- 2206SV)

■300ea/box ■39g/ea

H-6B (MJ-2206NI)

■300ea/box ■39g/ea

METAL JOINT SETS BLACK (BK) / SILVER (SV) / NICKEL-CONDUCTIVE (NI)

HJ-8

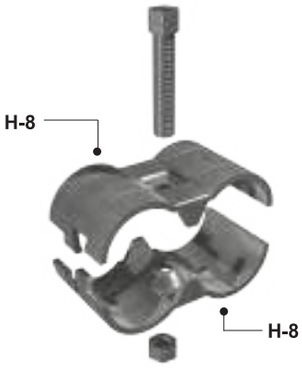

H-8 : 2ea

Bolt(WB-0625) :1ea

Nut(NU-0600) : 1ea

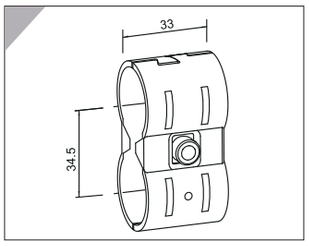

H-8 (MJ-2108BK)

■300ea/box ■48g/ea

H-8 (MJ-2108SV)

■300ea/box ■48g/ea

H-8 (MJ-2108NI)

■300ea/box ■48g/ea

HJ-9

H-9 : 2ea

Bolt(WB-0625) : 1ea

Nut(NU-0600) : 1ea

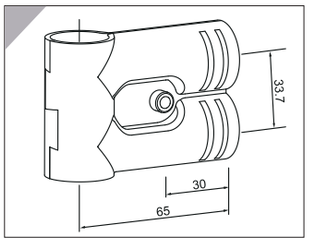

H-9 (MJ-2109BK)

■100ea/box ■143g/ea

H-9 (MJ-2109SV)

■100ea/box ■143g/ea

H-9 (MJ-2109NI)

■100ea/box ■143g/ea

METAL JOINT SETS

BLACK (BK) / SILVER (SV) / NICKEL-CONDUCTIVE (NI)

HJ-10

H-10 : 2ea

PJ-140A : 1ea

Bolt(WB-0625) : 1ea

Nut(NU-0600) : 1ea

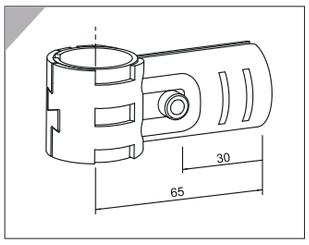

H-10 (MJ-2110BK)

■180ea/box ■66g/ea

H-10 (MJ-2110SV)

■180ea/box ■66g/ea

H-10 (MJ-2110NI)

■180ea/box ■66g/ea

HJ-11



H-11 : 2ea

PJ-140A : 2ea

Bolt(WB-0625) : 1ea

Nut(NU-0600) : 1ea

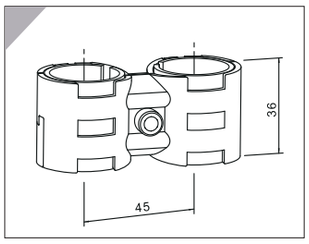

H-11 (MJ-2111BK)

■200ea/box ■67g/ea

H-11 (MJ-2111SV)

■200ea/box ■67g/ea

H-11 (MJ-2111NI)

■200ea/box ■67g/ea

METAL JOINT SETS BLACK (BK) / SILVER (SV) / NICKEL-CONDUCTIVE (NI)

HJ-11B





H-11B : 2ea

PJ-140A :1ea

Bolt(WB-0625) : 1ea

Nut(NU-0600) : 1ea

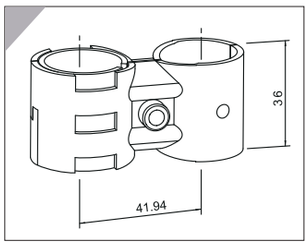

H-11B (MJ-2211BK)

■200ea/box ■67g/ea

H-11B (MJ-2211SV)

■200ea/box ■67g/ea

NICKEL UNAVAILABLE

METAL JOINT SETS

BLACK (BK) / SILVER (SV) / NICKEL-CONDUCTIVE (NI)

HJ-12





H-6 : 4ea

H-12 : 2ea

Bolts(WB-0625) : 4ea

Nuts(NU-0600) : 4ea

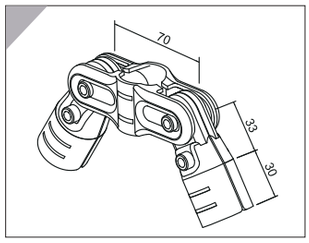

H-12 (MJ-2112BK)

■200ea/box ■63g/ea

H-12 (MJ-2112SV)

■200ea/box ■63g/ea

H-12 (MJ-2112NI)

■200ea/box ■63g/ea

H-6 (MJ-2106BK)

■300ea/box ■57g/ea

H-6 (MJ-2106SV)

■300ea/box ■57g/ea

H-6 (MJ-2106NI)

■300ea/box ■57g/ea

METAL JOINT SETS BLACK (BK) / SILVER (SV) / NICKEL-CONDUCTIVE (NI)

HJ-13

H-13 : 2ea

Bolts(WB-0625) : 2ea

Nuts(NU-0600) : 2ea

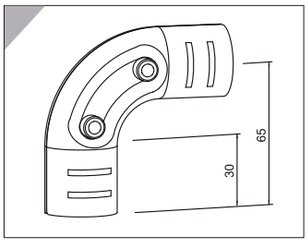

H-13 (MJ-2113BK)

■140ea/box ■97g/ea

H-13 (MJ-2113SV)

■140ea/box ■97g/ea

H-13 (MJ-2113NI)

■140ea/box ■97g/ea

HJ-14

H-14 : 2ea

Bolt(WB-0625) : 1ea

Nut(NU-0600) : 1ea

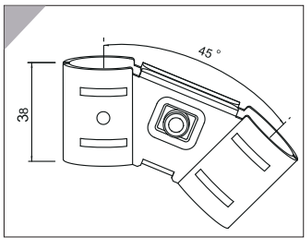

H-14 (MJ-2114BK)

■150ea/box ■81g/ea

H-14 (MJ-2114SV)

■150ea/box ■81g/ea

H-14 (MJ-2114NI)

■150ea/box ■81g/ea

METAL JOINT SETS

BLACK (BK) / SILVER (SV) / NICKEL-CONDUCTIVE (NI)

HJ-15

H-15A : 1ea

H-15B : 1ea

Bolt(WB-0610) : 1ea

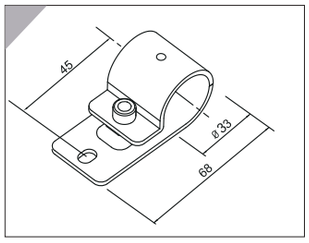

H-15A (MJ-2115 BK)

■300ea/box ■43g/ea

H-15A (MJ-2115SV)

■300ea/box ■43g/ea

H-15A (MJ-2115NI)

■300ea/box ■43g/ea

H-15B (MJ-2215BK)

■300ea/box ■38g/ea

H-15B (MJ-2215SV)

■300ea/box ■38g/ea

H-15B (MJ-2215NI)

■300ea/box ■38g/ea

METAL JOINT SETS BLACK (BK) / SILVER (SV) / NICKEL-CONDUCTIVE (NI)

HJ-16



H-16 : 2ea

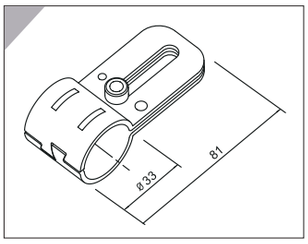

H-16 (MJ-2116BK)

■300ea/box ■54g/ea

H-16 (MJ-2116SV)

■300ea/box ■54g/ea

H-16 (MJ-2116NI)

■300ea/box ■54g/ea

HJ-16B

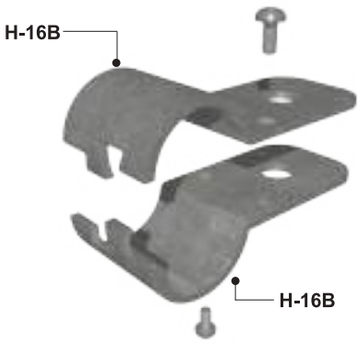

H-16B : 2ea

Bolt(TS-0408) : 2EA

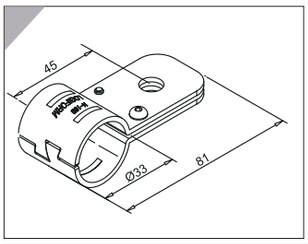

H-16B (MJ-2216BK)

■300ea/box ■54g/ea

H-16B (MJ-2216SV)

■300ea/box ■54g/ea

H-16B (MJ-2216NI)

■300ea/box ■54g/ea

METAL JOINT SETS

BLACK (BK) / SILVER (SV) / NICKEL-CONDUCTIVE (NI)

HJ-17



H-17 : 2ea

Bolt(WB-0625) : 1ea

Nut(NU-0600) : 1ea

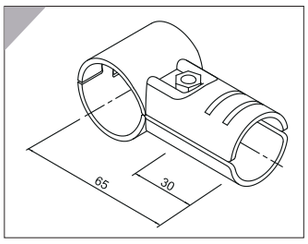

H-17 (MJ-2117BK)

■180ea/box ■71g/ea

H-17 (MJ-2117SV)

■180ea/box ■71g/ea

H-17 (MJ-2117NI)

■180ea/box ■71g/ea

HJ-18

H-18 : 2ea

Bolt(WB-0625) : 1ea

Nut(NU-0600) : 1ea

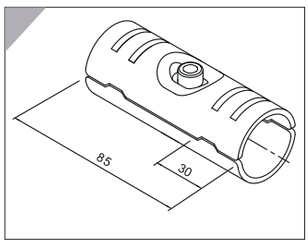

H-18 (MJ-2118BK)

■240ea/box ■69g/ea

H-18 (MJ-2118SV)

■240ea/box ■69g/ea

H-18 (MJ-2118NI)

■240ea/box ■69g/ea

METAL JOINT SETS BLACK (BK) / SILVER (SV) / NICKEL-CONDUCTIVE (NI)

HJ-19

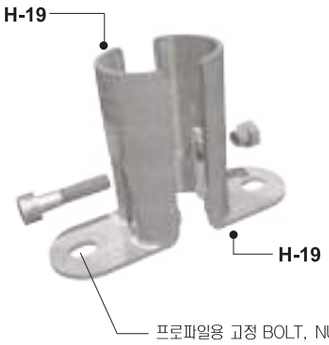

H-19 : 2ea

Bolt(WB-0625) : 1ea

Nut(NU-0600) : 1ea

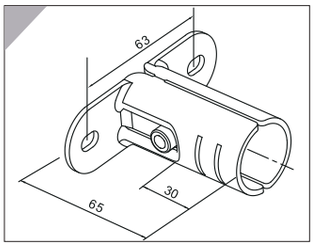

H-19 (MJ-2119BK)

■250ea/box ■ 64g/ea

H-19 (MJ-2119SV)

■250ea/box ■ 64g/ea

H-19 (MJ-2119NI)

■250ea/box ■ 64g/ea

HJ-20



H-20 : 2ea

PJ-140A : 1ea

Bolt(WB-0625) : 2ea

Nut(NU-0600) : 2ea

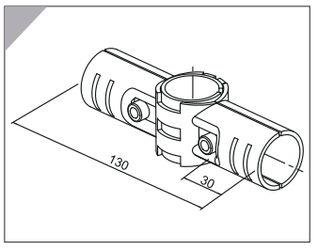

H-20 (MJ-2120BK)

■150ea/box ■97g/ea

H-20 (MJ-2120SV)

■150ea/box ■97g/ea

H-20 (MJ-2120NI)

■150ea/box ■97g/ea

METAL JOINT SETS

BLACK (BK) / SILVER (SV) / NICKEL-CONDUCTIVE (NI)

HJ-21



H-21 : 2ea

Bolt(WB-0625) : 2ea

Nut(NU-0600) : 2ea

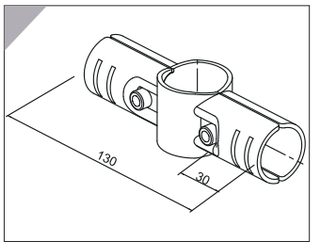

H-21 (MJ-2121BK)

■150ea/box ■104g/ea

H-21 (MJ-2121SV)

■150ea/box ■104g/ea

H-21 (MJ-2121NI)

■150ea/box ■104g/ea

HJ-45

H-45A : 1ea

H-45B : 1ea

Bolt(WB-0625) : 1ea

Nut(NU-0600) : 1ea

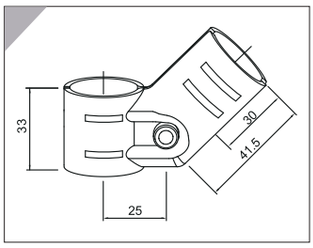

H-45A (MJ-2145BK)

■140ea/box ■64g/ea

H-45A (MJ-2145SV)

■140ea/box ■64g/ea

H-45A (MJ-2145NI)

■140ea/box ■64g/ea

METAL JOINT SETS BLACK (BK) / SILVER (SV) / NICKEL-CONDUCTIVE (NI)

HJ-108

H-108 : 2ea

Bolts(WB-0625) : 2ea

Nuts(NU-0600) : 2ea

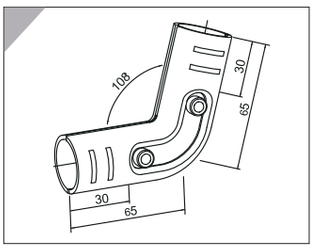

H-108 (MJ-21108BK)

■140ea/box ■106g/ea

H-108 (MJ-21108SV)

■140ea/box ■106g/ea

H-108 (MJ-21108NI)

■140ea/box ■106g/ea

HJ-162

H-162 : 2ea

Bolts(WB-0625) : 2ea

Nuts(NU-0600) : 2ea

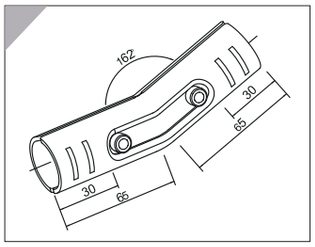

H-162 (MJ-21162BK)

■180ea/box ■108g/ea

H-162 (MJ-21162SV)

■180ea/box ■108g/ea

H-162 (MJ-21162NI)

■180ea/box ■108g/ea

PLASTIC JOINTS



PLASTIC JOINTS

PLASTIC JOINTS

PJ-104C (IV)

PLASTIC JOINT TOP FLAT TYPE

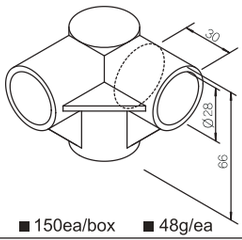

■ 150ea/box ■ 48g/ea

PJ-104D (IV)

PLASTIC JOINT 3 WAY TYPE

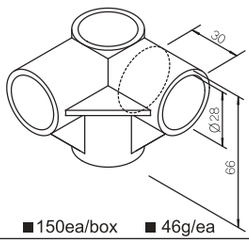

■ 150ea/box ■ 46g/ea

PJ-105 (IV)

PLASTIC JOINT L TYPE

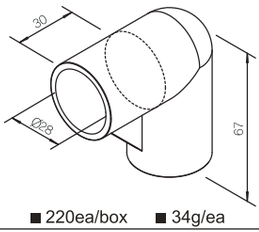

■ 220ea/box ■ 34g/ea

PJ-118 (IV)

PLASTIC JOINT 2 WAY TYPE

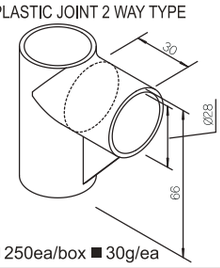

■ 250ea/box ■ 30g/ea

PJ-159 (IV)

PLASTIC JOINT HOOK

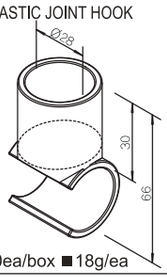

■ 250ea/box ■ 18g/ea

PJ-138C (IV,GR,BK)

TAPERED EDGE

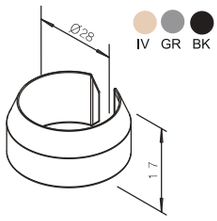

■ 2,000ea/box ■ 3.4g/ea

PJ-113 (IV)

PLASTIC JOINT PIPE CLAMP

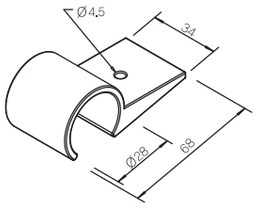

■ 600ea/box ■ 12g/ea

PJ-113B (IV)

PLATE SUPPORT BRACKET



■ 600ea/box ■ 21g/ea

PJ-138S (IV,GR,BK)



HORIZONTAL HOLDER

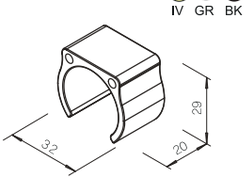

■ 2,000ea/box ■ 4.3g/ea

PJ-146(IV)



PLASTIC HINGE

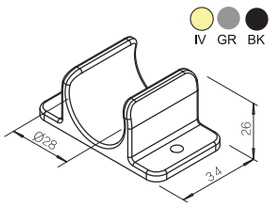

■ 600ea/box ■ 10.7g/ea

PLASTIC JOINTS

PJ-110(IV,GR,BK)

PIPE INNER CAP

IV GR BK

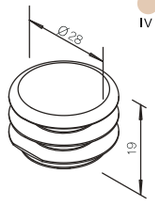

■2,500ea/box ■ 3.4g/ea

PJ-149 (IV,GR,BK)

PIPE OUTER CAP

IV GR BK

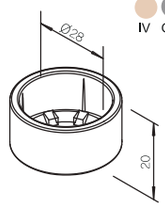

■1,500pcs/box ■7.4g/ea

PJ-141 (IV)

PLASTIC PIPE CLAMP

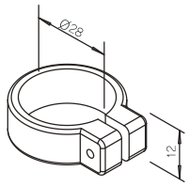

■2,000ea/box ■ 6.5g/ea

PJ-138B(IV,BK)

NAME PLATE HANGER

IV BK

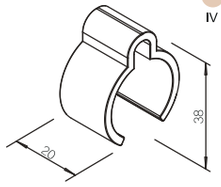

■1,500ea/box ■ 5.4g/ea

PJ-140A (WH)

PLASTIC SLEEVE for HJ-10/11/20

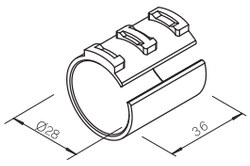

■1,000ea/box ■ 6g/ea

PJ-140S(WH)

PLASTIC JOINT
(SLEEVE for HJ-10/11/20)

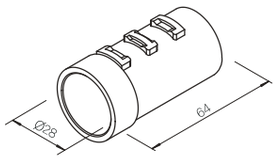

■ 400ea/box ■ 10.6g/ea

UG-0165

URETHANE HANDLE GUIDE

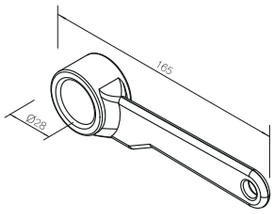

■ 300ea/box ■ 43g/ea

PJ-199 (IV)

PLASTIC DIVIDER

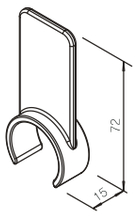

■1,000ea/box ■ 8g/ea

PJ-201 (IV)



PLASTIC DIVIDER

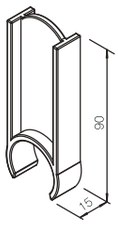

■600ea/box ■ 16g/ea

PJ-202 (IV,BK)

PLASTIC DIVIDER

IV BK

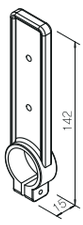

■ 400ea/box ■ 18.1g/ea

PLASTIC JOINTS

PJ-180(WH)

BAND-HOOK

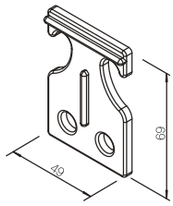

■ 1,000ea/box ■ 14g/ea

PJ-5131

PLASTIC OVERLAB CAP

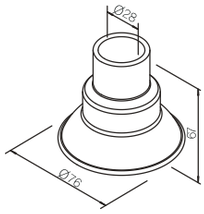

■ 180ea/box ■ 30g/ea



ROLLER TRACKS(PLACONS)

1. 35 SERIES
2. 40 SERIES
3. 60 SERIES
4. 73 SERIES
5. 100 SERIES

PLACON SPECIFICATIONS

PLACON STANDARD LENGTH / 4M								
SERIES	PRODUCT CODE	BODY	ROLLER SIZE	ROLLER PITCH	PIN	PIN LENGTH	CAPACITY	PRODUCT WEIGHT
35 SERIES	PL - 3514GR	STEEL	Ø28	33	Ø3	32.5mm	kg/m	884g/m
	PL - 3544GR		Ø40	33	Ø3	32.5mm	kg/m	814g/m
	PL - 3554GR		Ø27	16.5	Ø3	32.5mm	kg/m	886g/m
40 SERIES	PL - 4014WH	STEEL	Ø30	35.72	Ø 4	36.5mm	220kg/m	1,125g/m
	PL - 4014YL							1,248g/m
	PL - 4014BK							1,248g/m
	PL - 4014ED							1,180g/m
	PL - 4044WH		Ø46	53.58				1,102g/m
	PL - 4014LN		Ø30	35.72		35.6mm		1,180g/m
	PL - 4034WH		Ø30	35.72		36.5mm		1,416g/m
	PL - 4024WH	ALUMINIUM	Ø27.5	35.72	Ø3	33.8mm	170kg/m	656g/m
	PL - 4024YL							656g/m
	PL - 4024ED							656g/m
60 SERIES	PL - 6014WH	STEEL	Ø 30	37.0	Ø 3.8	58mm	300kg/m	1,250g/m
	PL - 6014ED							1,298g/m
	PL - 6014WS	STEEL-SMALL	Ø 16	18.5			300kg/m	1,293g/m
	PL - 6014ES							1,353g/m
73 SERIES	PL - 7314WH	STEEL	Ø 34	40.0	Ø 4.95	69mm	350kg/m	1,943g/m
	PL - 7314ED							1,910g/m
	PL - 7314TP							2,110g/m
	PL - 7314EL							2,070g/m
	PL - 7314EG							1,950g/m
	PL - 7314WS	STEEL-SMALL	Ø 18	20.0			350kg/m	1,910g/m
	PL - 7314TS							2,150g/m
	PL - 7314RS							2,070g/m
	PL - 7324WH	ALUMINIUM	Ø 34	40.0		67mm	300kg/m	1,445g/m
	PL - 7324ED							1,445g/m
	PL - 7324TP							1,647g/m
	PL - 7324EL							1,607g/m
	PL - 7324EG							1,485g/m
	PL - 7324WS	ALUMINIUM SMALL	Ø 18	20.0			300kg/m	1,493g/m
	PL - 7324TS							1,757g/m
	PL - 7324RS							1,669g/m
100 SERIES	PL - G100TS	ALUMINIUM SMALL	Ø 18	20.0	Ø 4	96mm	300kg/m	2,810g/m
	PL - G100WS							2,810g/m
	PL - P100TS							2,370g/m
	PL - P100WS							2,370g/m

CLASSIFICATION OF ROLLER

No	ITEM	DESCRIPTION	RESISTANCE
①	WH	WHITE	
②	YL	YELLOW	
③	BK	BLACK	
④	ED	⚡ ESD	$10^3\Omega$~$10^6\Omega$
⑤	GR	GUIDE ROLLER	
⑥	EL	ELASTOMER	
⑦	EG	ELASTOMER GROOVE	

No	ITEM	DESCRIPTION	RESISTANCE
⑧	TP	⚡ TPU(ESD)	$10^8\Omega$~$10^{11}\Omega$
⑨	LN	LESS NOISE	
⑩	WS	WHITE SMALL	
⑪	ES	⚡ ESD SMALL	$10^3\Omega$~$10^6\Omega$
⑫	RS	ELASTOMER SMALL	
⑬	TS	⚡ TPU(ESD) SMALL	$10^8\Omega$~$10^{11}\Omega$
⑭	WR	WHITE ROUND	

※ The specification may be subject to change without any prior notice.

35 SERIES (STEEL)

PL-3514GR

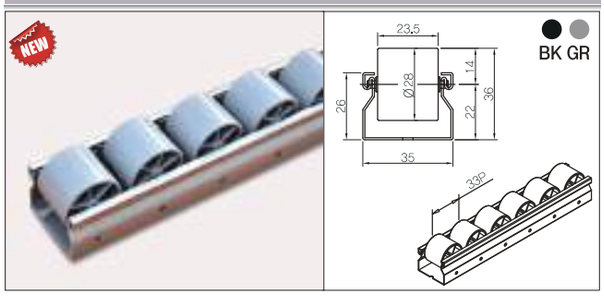

PL-3544GR

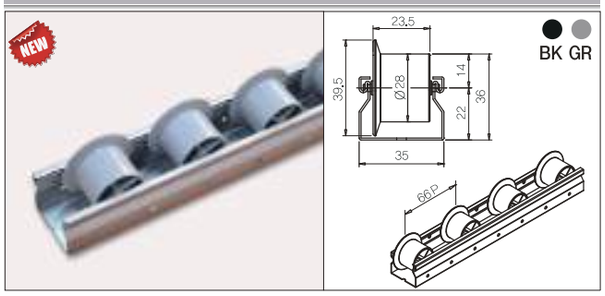

PL-3554GR

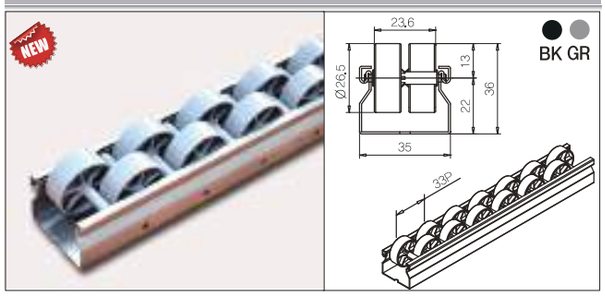

PL - 4014WH

- PL: PLACON PRODUCT CODE
- 40: SERIES
- 1: BODY TYPE
  - 1 : STEEL
  - 2 : ALUMINIUM
  - 3 : ROUND
  - 4 : GUIDE
- 4: ROLLER TYPE
  - LENGTH 3M
  - LENGTH 4M
- WH: ROLLER TYPE

Packing Unit

- 1 Bar (1본) = 4M
- 1 Bundle (1묶음) = 35 SERIES = 10 Bars
  - 40 SERIES = 10 Bars
  - 60 SERIES = 30Φ: 6 Bars
    - 16Φ: 8 Bars
  - 73 SERIES = 5 Bars

40 SERIES (STEEL)

PL-4014WH — WHITE

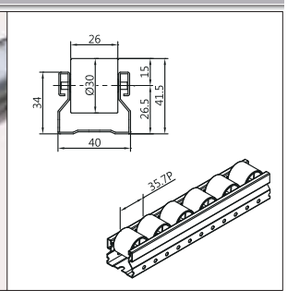

PL-4014YL — YELLOW



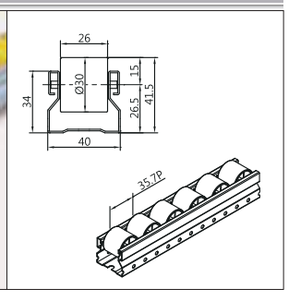

PL-4014ED — ESD

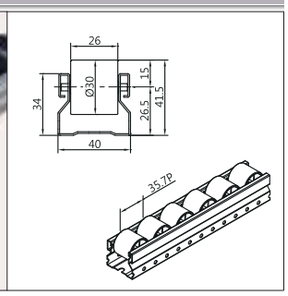

PL-4044WH — GUIDE ROLLER

(OLD:PL-4014GR)

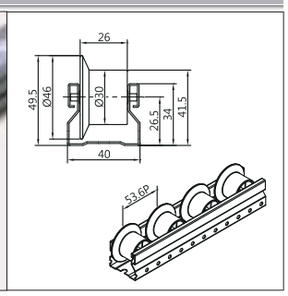

PL-4014LN — LESS NOISE

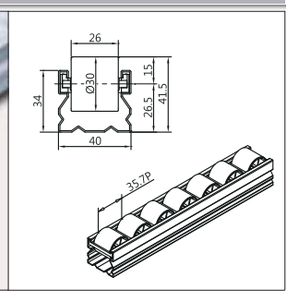

PL-4034WH — ROUND ROLLER

(OLD:PL-4014WR)

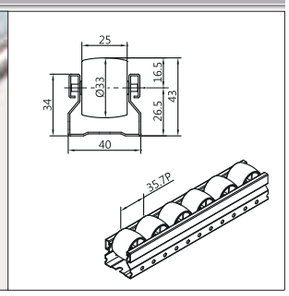

ROLLER TRACKS (PLACONS)

60 SERIES (STEEL)

PL-6014WH WHITE

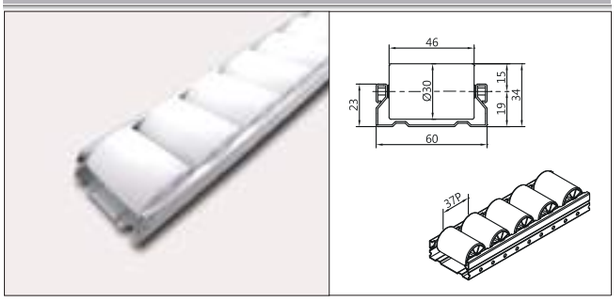

PL-6014ED ESD

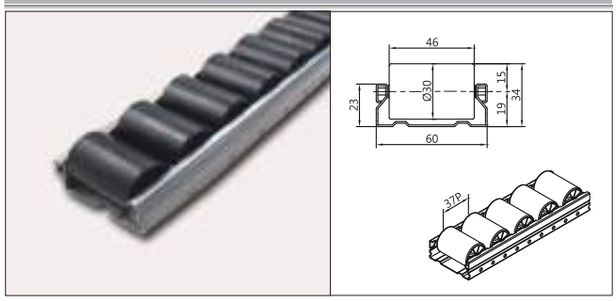

60 SERIES (STEEL) - SMALL ROLLER

PL-6014WS WHITE-SMALL

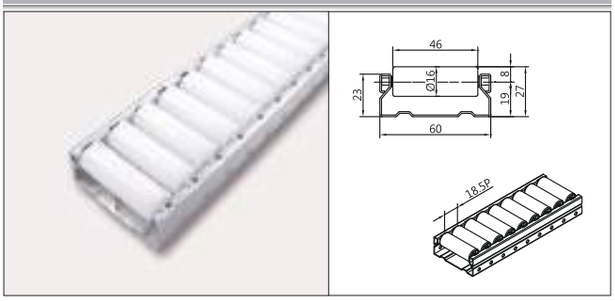

PL-6014ES ESD-SMALL

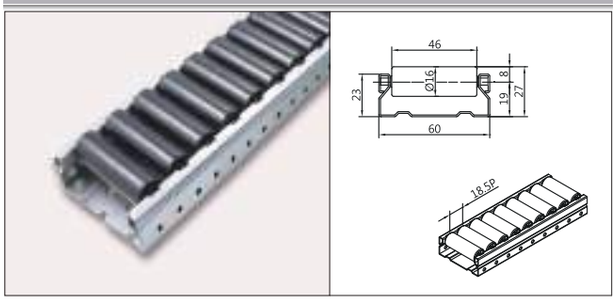

73 SERIES (STEEL)

PL-7314WH — WHITE

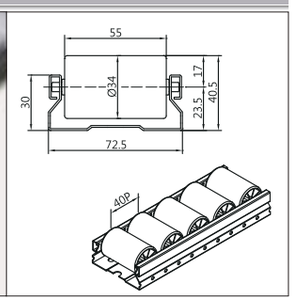

PL-7314ED — ESD

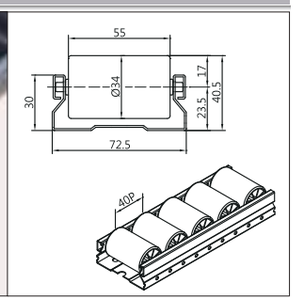

PL-7314TP — TPU-ESD

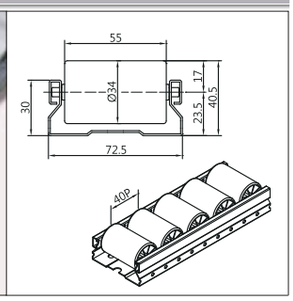

PL-7314EL — ELASTOMER

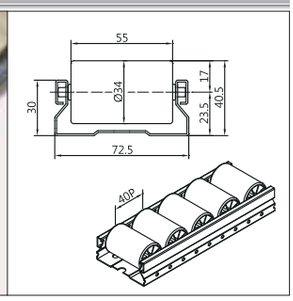

PL-7314EG — ELASTOMER GROOVE

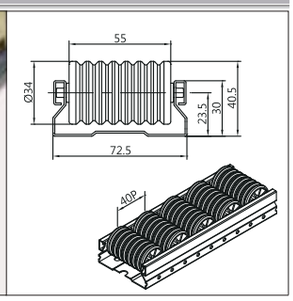

73 SERIES (STEEL) - SMALL ROLLER

PL-7314WS — WHITE-SMALL

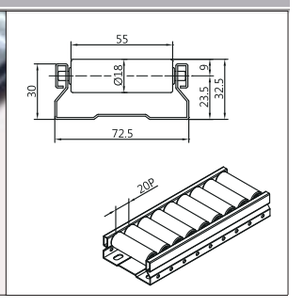

PL-7314TS — TPU-ESD-SMALL

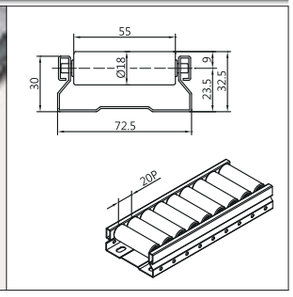

PL-7314RS — ELASTOMER-SMALL

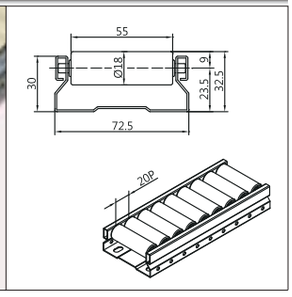

ROLLER TRACKS (PLACONS)

40 SERIES (ALUMINIUM BODY)

PL-4024WH — WHITE

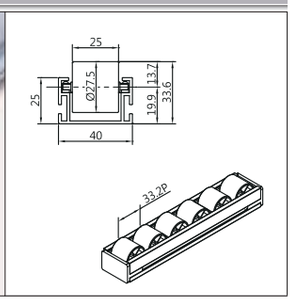

PL-4024YL — YELLOW



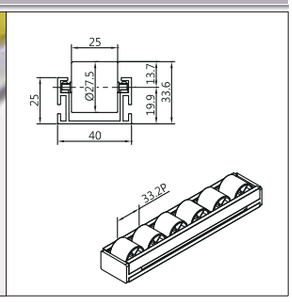

PL-4024ED — ESD

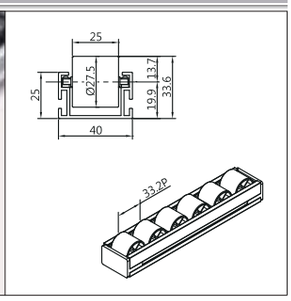

73 SERIES (ALUMINIUM BODY-NEW MODEL)

PL-7324ED — ESD

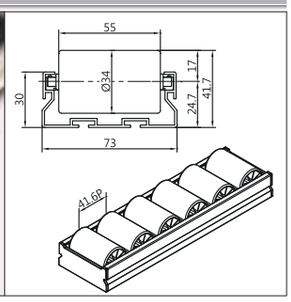

PL-7324EL — ELASTOMER

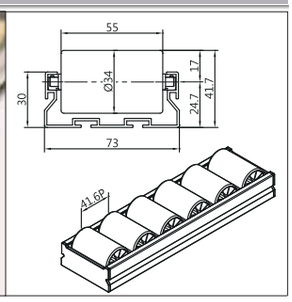

PL-7324EG — ELASTOMER-GROOVE



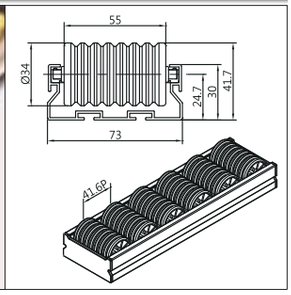

PL-7324WH — WHITE

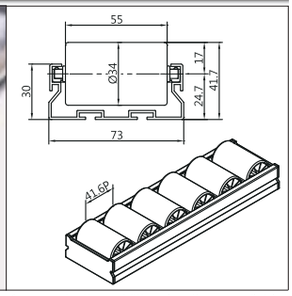

※Please contact our sales office with reference to the additional options available.

73 SERIES (ALUMINIUM BODY-NEW MODEL)

PL-7324TP — TPU (ESD) Thermoplastic Polyurethane

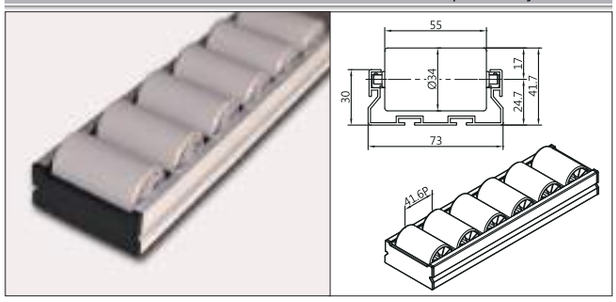

73 SERIES (ALUMINIUM BODY-NEW MODEL) - SMALL ROLLER

PL-7324TS — TPU (ESD)-SMALL Thermoplastic Polyurethane

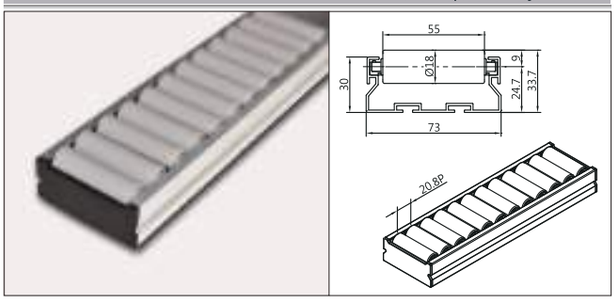

PL-7324RS ELASTOMER-SMALL
PL-7324WS WHITE-SMALL

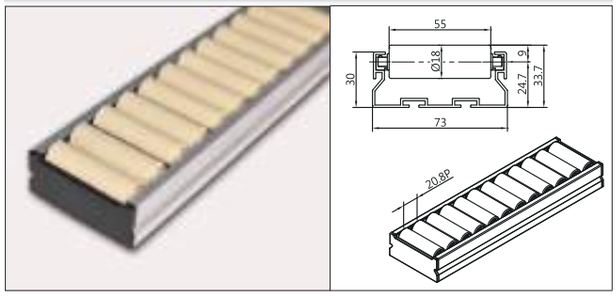

100 SERIES (ALUMINIUM BODY)

PL-G100TS — TPU (ESD)-SMALL(GUIDE) Thermoplastic Polyurethane

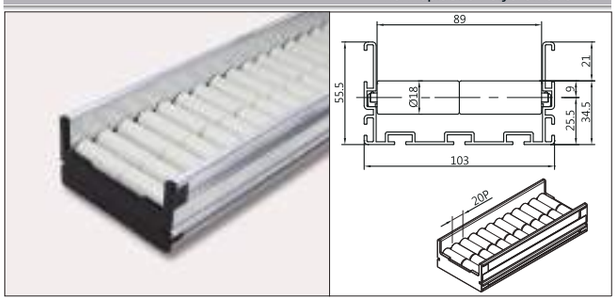

PL-P100TS — TPU (ESD)-SMALL Thermoplastic Polyurethane

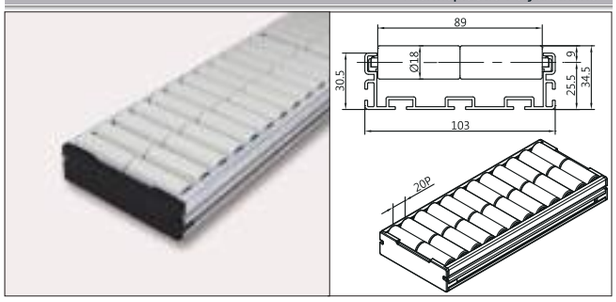

※Please contact our sales office with reference to the additional options available.

ROLLER TRACKS (PLACON MOUNTS)

1. 35 SERIES MOUNTS
2. 40 SERIES MOUNTS
3. 60 SERIES MOUNTS
4. 73 SERIES MOUNTS

MOUNTS FOR 35 SERIES (STEEL) TYPE

PM-3510A

PLACON MOUNT-A

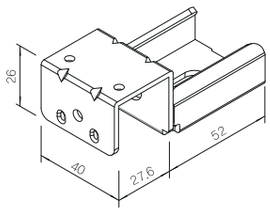

■ 80ea/box ■ 114.3g/ea

PM-3510B

PLACON MOUNT-B

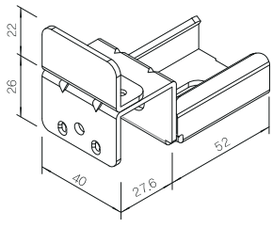

■ 60ea/box ■ 137.6g/ea

MOUNTS FOR 40 SERIES (STEEL) TYPE

PM-4010A

PLACON MOUNT-A

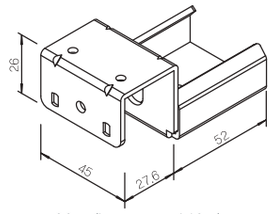

■ 80ea/box ■ 140g/ea

PM-4010B

PLACON MOUNT-B

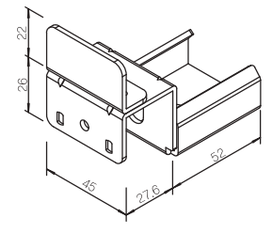

■ 60ea/box ■ 167g/ea

PM-4010BW

PLACON MOUNT-BW

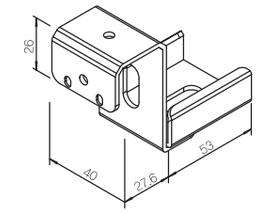

■ 70ea/box ■ 157g/ea

PM-4010BR

PLACON MOUNT-BR

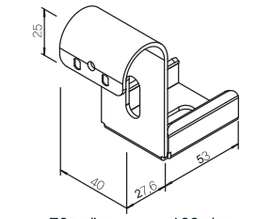

■ 70ea/box ■ 160g/ea

PM-4010BS

PLACON MOUNT-BS

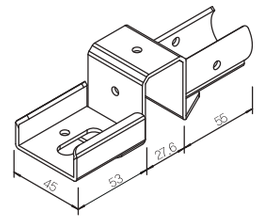

■ 30ea/box ■ 243/ea

PM-4010BP

PLACON MOUNT-BP

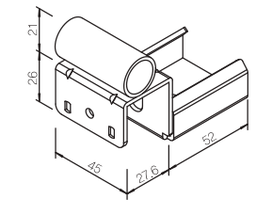

■ 50ea/box ■ 184g/ea

PM-4010C

PLACON MOUNT-C

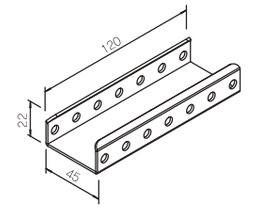

■ 100ea/box ■ 125g/ea

PM-4010D

PLACON MOUNT-D

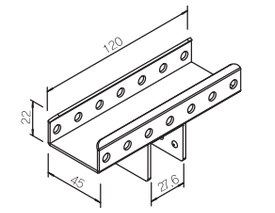

■ 40ea/box ■ 190g/ea

ROLLER TRACKS (PLACON MOUNTS)

MOUNTS FOR 40 SERIES (STEEL) TYPE

PM-4010DA

PLACON MOUNT-DA

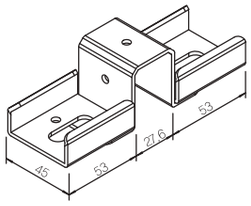

■ 30ea/box ■ 243g/ea

PM-4010E

PLACON MOUNT-E

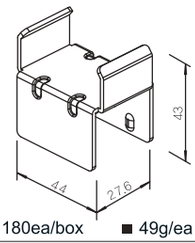

■ 180ea/box ■ 49g/ea

PM-4010X

PLACON MOUNT-X

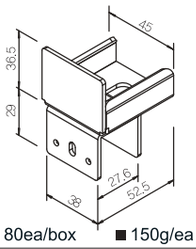

■ 80ea/box ■ 150g/ea

PM-4011A

PLACON MOUNT-A

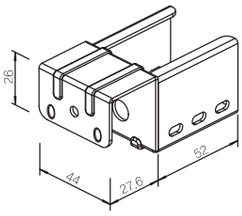

■ 70ea/box ■ 130g/ea

PM-4011B

PLACON MOUNT-B

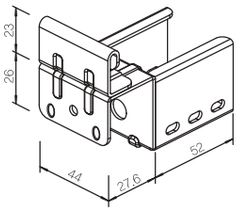

■ 50ea/box ■ 160g/ea

PM-4011BW

PLACON MOUNT-BW

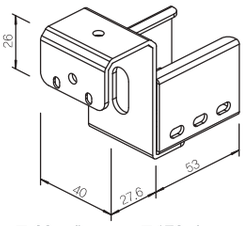

■ 60ea/box ■ 170g/ea

PM-4011C

PLACON MOUNT-C

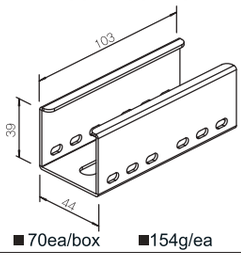

■ 70ea/box ■ 154g/ea

PM-4011D



PLACON MOUNT-D

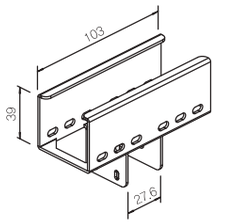

■ 40ea/box ■ 163g/ea

PM-4011DA

PLACON MOUNT-DA

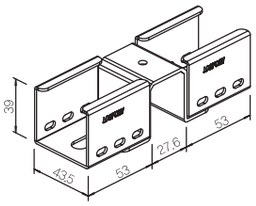

■ 30ea/box ■ 267g/ea

MOUNTS FOR 40 SERIES (STEEL) TYPE

PM-4012A

PLACON MOUNT-A (32 Φ)

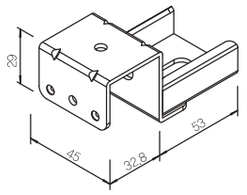

■60ea/box ■163g/ea

PM-4012B

PLACON MOUNT-B (32 Φ)

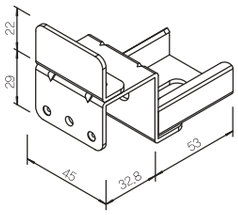

■40ea/box ■195g/ea

MOUNTS FOR 40 SERIES (ALUMINIUM) TYPE

PM-4020A

PLACON MOUNT-A

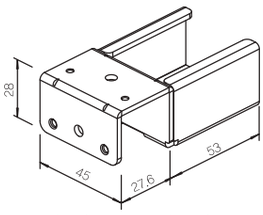

■70ea/box ■177g/ea

PM-4020B



PLACON MOUNT-B

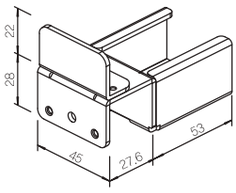

■60ea/box ■182g/ea

MOUNTS FOR 60 SERIES (STEEL) TYPE

PM-6010A

PLACON MOUNT-A

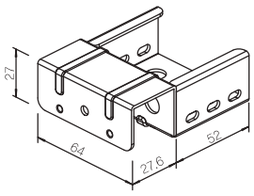

■60ea/box ■138g/ea

PM-6010B

PLACON MOUNT-B

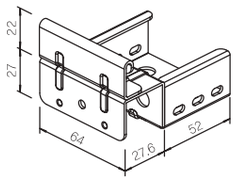

■50ea/box ■176g/ea

PM-6010C

PLACON MOUNT-C

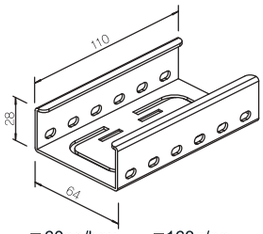

■60ea/box ■163g/ea

PM-6010D

PLACON MOUNT-D

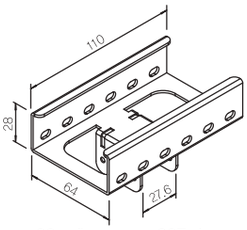

■30ea/box ■207g/ea

PM-6010E



PLACON MOUNT-E

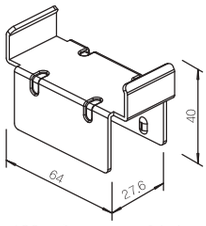

■ 120ea/box ■64g/ea

ROLLER TRACKS (PLACON MOUNTS)

MOUNTS FOR 73 SERIES (ALUMINIUM / STEEL) TYPE

PM-7311A

PLACON MOUNT-A

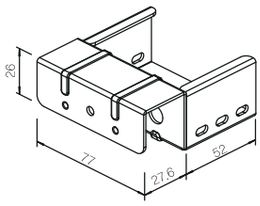

■40ea/box ■175g/ea

PM-7311B

PLACON MOUNT-B

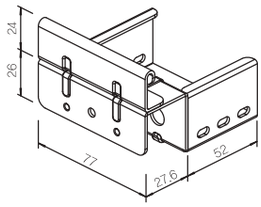

■ 30ea/box ■227g/ea

PM-7311C

PLACON MOUNT-C

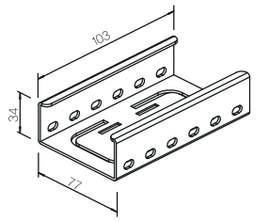

■ 40ea/box ■188g/ea

PM-7311D

PLACON MOUNT-D

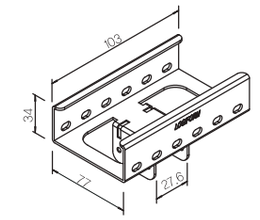

■ 20ea/box ■195g/ea

MOUNTS FOR 73 SERIES (STEEL) TYPE

PM-7310A

PLACON MOUNT-A

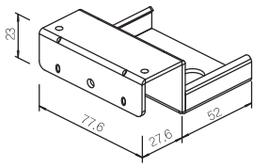

■40ea/box ■198g/ea

PM-7310B

PLACON MOUNT-B

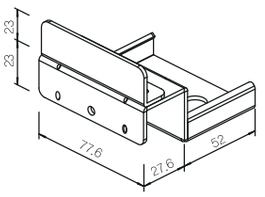

■ 30ea/box ■250g/ea

PM-7310BP

PLACON MOUNT-BP

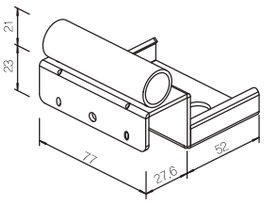

■ 30ea/box ■ 267g/ea

PM-7310E



PLACON MOUNT-E

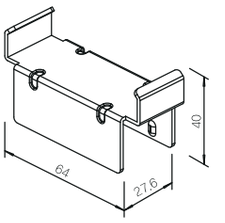

■ 100ea/box ■ 76g/ea

PM-7310X

PLACON MOUNT-X

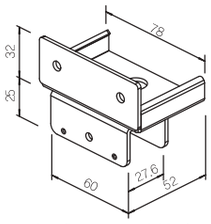

■ 50ea/box ■210g/ea

MOUNTS FOR 73 SERIES (STEEL) TYPE

PM-7312A

PLACON MOUNT-A (32 Φ)

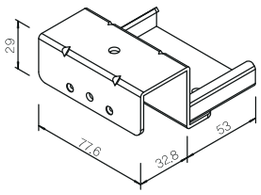

■40ea/box ■273g/ea

PM-7312B

PLACON MOUNT-B (32 Φ)

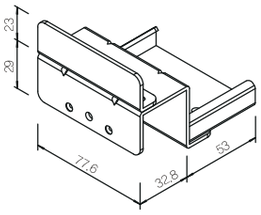

■30ea/box ■350g/ea

MOUNTS FOR SLIDE PIPE

SM-2810A

SLIDE MOUNT-A

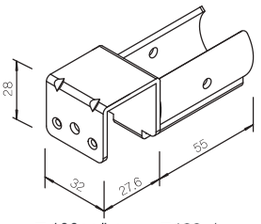

■100ea/box ■122g/ea

SM-2810B

SLIDE MOUNT-B

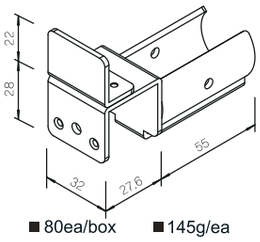

■80ea/box ■145g/ea

SM-2810BP

SLIDE MOUNT-BP

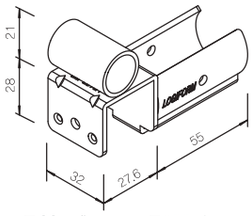

■80ea/box ■155g/ea

SM-2810C

SLIDE MOUNT-C

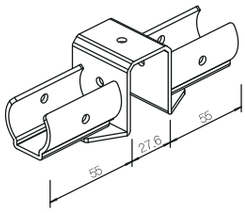

■30ea/box ■240g/ea

SM-2810D

SLIDE MOUNT-D

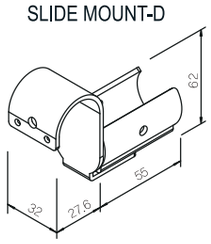

■80ea/box ■138g/ea

SM-2810G

SLIDE MOUNT-G GUIDE MOUNT

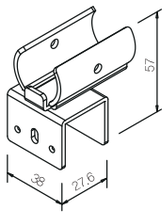

■90ea/box ■132g/ea

SM-2812A

SLIDE MOUNT-A (32 Φ)

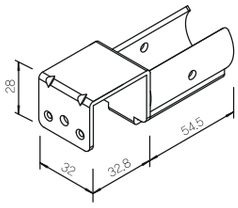

■100ea/box ■120g/ea

SM-2812B

SLIDE MOUNT-B (32 Φ)

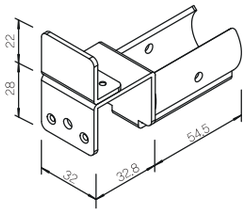

■80ea/box ■148g/ea

ROLLER TRACKS (PLACON MOUNTS)

PLACON END CAP

PJ-140AL
40"TYPE AL PLASTIC CAP

ALUMINIUM

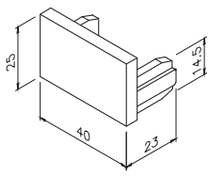

■2,000ea/box ■6g/ea

PJ-140LN
40"TYPE AL PLASTIC CAP

LESS NOISE

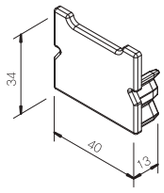

■ 1,600ea/box ■ 4.1g/ea

PJ-140ST
40"TYPE PLASTIC CAP

STEEL

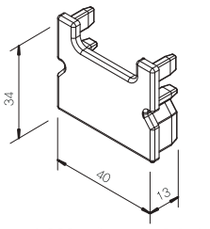

■ 1,600ea/box ■ 3.9g/ea

PJ-160ST
60" TYPE PLASTIC CAP

STEEL(SMALL)

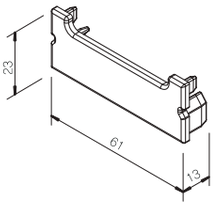

■ 2,000ea/box ■ 3.5g/ea

PJ-173ST
73" TYPE PLASTIC CAP

STEEL

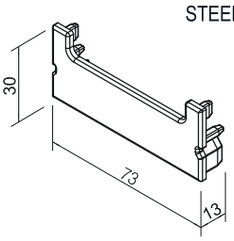

■1,200ea/box ■ 5.0g/ea

PJ-173AL
73"TYPE AL PLASTIC CAP

ALUMINIUM

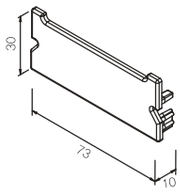

■1,300ea/box ■6g/ea

PJ-G100AL
100" TYPE AL PLASTIC CAP

ALUMINIUM

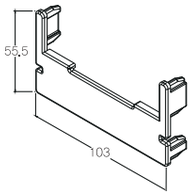

■1,000ea/box ■13.5g/ea

PJ-P100AL
100" TYPE AL PLASTIC CAP

ALUMINIUM

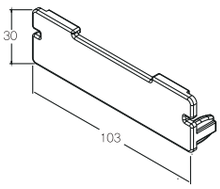

■1,000ea/box ■10.7g/ea

※Please contact our sales office with reference to the additional options available.

ACCESSORIES

1. ACCESSORIES
2. FASTENERS & TOOLS
3. NAME PLATES
4. PLASTIC ANGLES & COVERS
5. BOARDS & SHEETS

ADJUSTERS

AM-3030PS

P/ADJUSTER M10 SMALL

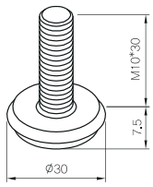

■ 400ea/box ■ 32g/ea

AM-3050PL

P/ADJUSTER M10 LARGE

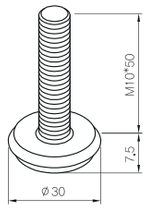

■ 400ea/box ■ 31g/ea

AR-3212SS

NEW

ADJUSTER

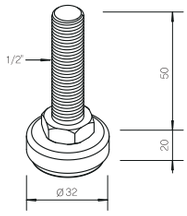

■ 150ea/box ■ 84g/ea

AR-5012LS

NEW

ADJUSTER

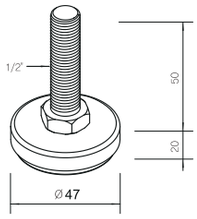

■ 120ea/box ■ 84g/ea

CN-3010MS

STEEL CAP NUT M10

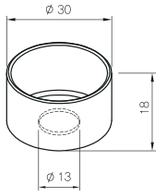

■ 400ea/box ■ 24g/ea

CN-3010MP

PLASTIC CAP NUT M10

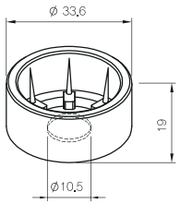

■ 300ea/box ■ 14g/ea

ADJUSTERS

AD-3012SS
(OLD:AD-3012S)

ADJUSTER(1/2") 30*50L

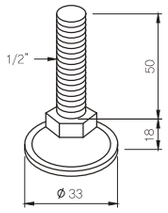

■150ea/box ■80g/ea

AD-5012LS
(OLD:AD-5012L)

ADJUSTER(1/2") 50*50L

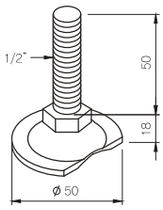

■150ea/box ■95g/ea

AD-3012SL

ADJUSTER(1/2") 30*100L

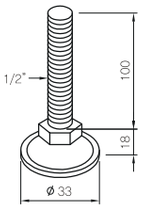

■100ea/box ■110g/ea

AD-5012LL

ADJUSTER(1/2") 50*100L

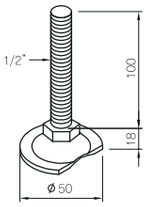

■80ea/box ■138g/ea

AD-3012SX
(OLD:AD-3012XL)

ADJUSTER(1/2") 30*150L

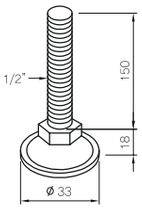

■50ea/box ■164g/ea

AD-5012LX
(OLD:AD-5012XL)

ADJUSTER(1/2") 50*150L

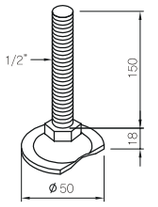

■50ea/box ■180g/ea

AC-3828RB

ADJUSTER RUBBER CAP

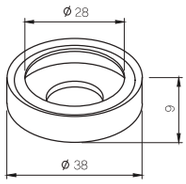

■400ea/box ■8g/ea

AC-3829RB

RUBBER FOOT CAP

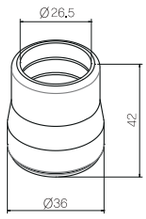

■500ea/box ■26g/ea

TL-4000

SPANNER

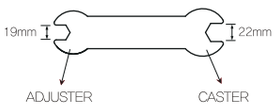

■50ea/box ■130g/ea

INSERT NUTS - ALUMINIUM

IMAGE	DIMENSION	PRODUCT CODE	Q'ty / BOX	UNIT WEIGHT	ϕ(χ)	THICKNESS (PIPE두께)	PIPES	MODEL
	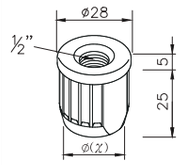 For Adjuster / Bolt Caster 2"	IN-1210LA	300	22g	23.6	t1.0	FOR LOGIFORM PIPE	LP-1100
		IN-1220LA		18g	21.6	t2.0		LP-1200
		IN-1207SA		24g	26.4	t0.7	FOR STAINLESS PIPE	ST-1070
		IN-1211SA		22g	25.6	t1.1		ST-1110
	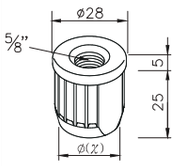 For Bolt Caster 3", 4"	IN-5810LA	300	20g	23.6	t1.0	FOR LOGIFORM PIPE	LP-1100
		IN-5820LA		16g	21.6	t2.0		LP-1200
		IN-5807SA		20g	26.4	t0.7	FOR STAINLESS PIPE	ST-1070
		IN-5811SA		20g	25.6	t1.1		ST-1110

※ Please contact HBL's sales representative for an up-to-date product information.

INSERT NUTS - STEEL

INSERT NUT (1/2")

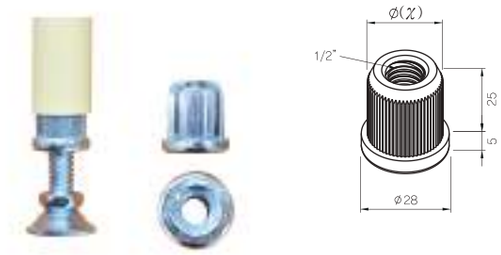

For Adjuster / Bolt Caster 2"

PRODUCT CODE	Q'ty / BOX	UNIT WEIGHT	ϕ(χ)	THICKNESS (PIPE두께)	PIPES	MODEL
IN-1210L	300	88g	23.6	t1.0	FOR LOGIFORM PIPE	LP-1100
IN-1220L		60g	21.6	t2.0		LP-1200
IN-1207S		95g	26.4	t0.7	FOR STAINLESS PIPE	ST-1070
IN-1211S		85g	25.6	t1.1		ST-1110

INSERT NUT (5/8")

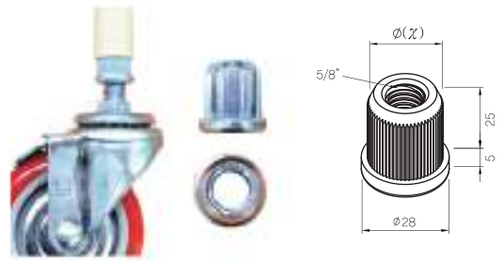

For Bolt Caster 3", 4"

PRODUCT CODE	Q'ty / BOX	UNIT WEIGHT	ϕ(χ)	THICKNESS (PIPE두께)	PIPES	MODEL
IN-5810L	300	62g	23.6	t1.0	FOR LOGIFORM PIPE	LP-1100
IN-5820L		62g	21.6	t2.0		LP-1200
IN-5807S		77g	26.4	t0.7	FOR STAINLESS PIPE	ST-1070
IN-5811S		72g	25.6	t1.1		ST-1110

INSERT NUT (10mm)

For Adjuster

PRODUCT CODE	Q'ty / BOX	UNIT WEIGHT	ϕ(χ)	THICKNESS (PIPE두께)	PIPES	MODEL
IN-1010LM	300	82g	23.6	t1.0	FOR LOGIFORM PIPE	LP-1100
IN-1020LM		70g	21.6	t2.0		LP-1200
IN-1007SM		100g	26.4	t0.7	FOR STAINLESS PIPE	ST-1070
IN-1011SM		94g	25.6	t1.1		ST-1110

INSERT NUT(12mm)

For Adjuster

PRODUCT CODE	Q'ty / BOX	UNIT WEIGHT	ϕ(χ)	THICKNESS (PIPE두께)	PIPES	MODEL
IN-1210LM	300	72g	23.6	t1.0	FOR LOGIFORM PIPE	LP-1100
IN-1220LM		62g	21.6	t2.0		LP-1200
IN-1207SM		86g	26.4	t0.7	FOR STAINLESS PIPE	ST-1070
IN-1211SM		76g	25.6	t1.1		ST-1110

※ Please contact HBL's sales representative for an up-to-date product information.

ACCESSORIES

MT-5110

PIPE CLAMP-A 안장금구-A

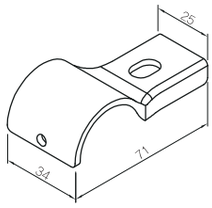

■ 300ea/box ■ 66g/ea

MT-5111

PIPE CLAMP-B 안장금구-B

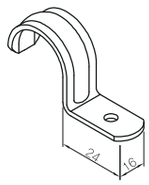

■ 400ea/box ■ 20g/ea

MT-5112

PIPE CLAMP-C 안장금구-C

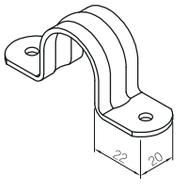

■ 200ea/box ■ 26g/ea

MT-5113

BOARD FIXING-A 판지고정금구-A

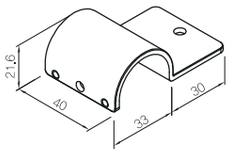

■ 150ea/box ■ 62g/ea

MT-5114

BOARD FIXING-B 판지고정금구-B

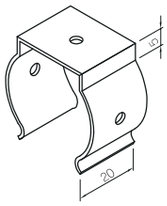

■ 400ea/box ■ 14g/ea

MT-5116

BOARD BRACKET-A
판지고정코너금구-A

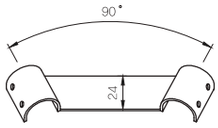

■ 50ea/box ■ 110g/ea

MT-5117

BOARD BRACKET-B
판지고정코너금구-B

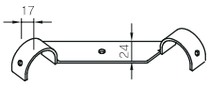

■ 50ea/box ■ 72g/ea

MT-5118

CORNER GUARD 코너금구

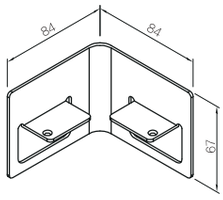

■ 30ea/box ■ 176g/ea

MT-5120

PIPE HANGER 파이프걸이

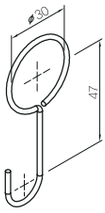

■ 1,000ea/box ■ 8g/ea

MT-5123

PIPE CONNECTOR 파이프연결금구

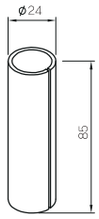

■ 150ea/box ■ 74g/ea

ACCESSORIES

MT-5109

CASTER STRAP 캐스터지지금구

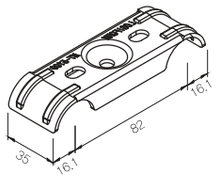

■ 150ea/box ■ 106g/ea

MT-5109W

CASTER STRAP-W
캐스터지지금구-W

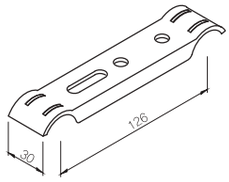

■ 120ea/box ■ 120g/ea

MT-5138L

CORNER PLATE-L
손잡이보강금구-좌

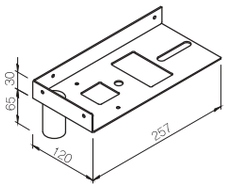

■ 20ea/box ■ 988g/ea

MT-5138R

CORNER PLATE-R
손잡이보강금구-우

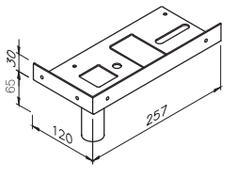

■ 20ea/box ■ 988g/ea

MT-5139L

CASTER PLATE-L
캐스터 코너 금구-좌

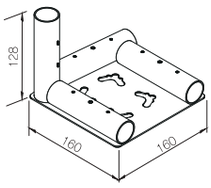

■ 12ea/box ■ 1,268g/ea

MT-5139R

CASTER PLATE-R
캐스터 코너 금구-우

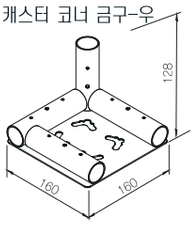

■ 12ea/box ■ 1,268g/ea

MT-5125

BAND HANGER 밴드걸이

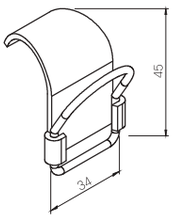

■ 150pcs/ea ■ 48g/ea

MT-5126

LOCK MOUNT 로크금구

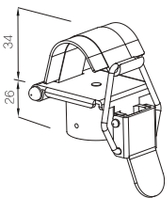

■ 200ea/box ■ 126g/ea

MT-5127

HANGER U-TYPE U행거

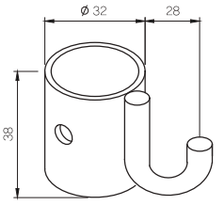

■ 100ea/box ■ 70g/ea

ACCESSORIES

MT-5130A

HANDLE FIXING-A
손잡이고정금구-A

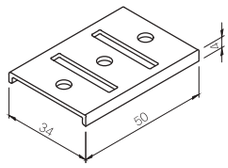

■ 600ea/box ■ 22g/ea

MT-5130B

※끈은 별도 판매

HANDLE FIXING-B
손잡이고정금구-B

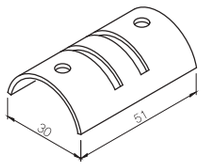

■ 600ea/box ■ 22g/ea

MIDDLE STOPPER

MS-4018SV

40" MIDDLE STOPPER

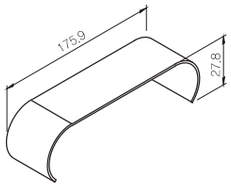

■ 300ea/box ■ 60g/ea

MS-7318SV

73" MIDDLE STOPPER

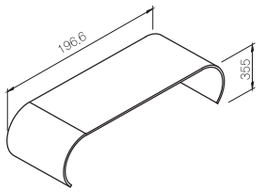

■ 100ea/box ■ 126g/ea

BOX STOPPER

MT-5320

BOX STOPPER-A

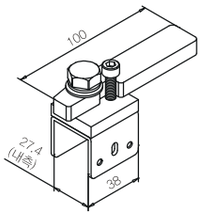

■ 80ea/box ■ 264g/ea

MT-5321

BOX STOPPER-B

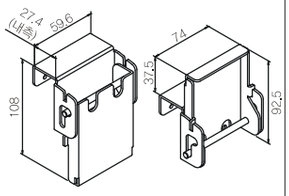

■ 20ea/box ■ 355g/ea

PJ-1401BK

PLACON REVERSE BRAKE

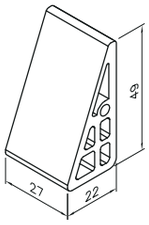

■ 1,000ea/box ■ 12g/ea

ACCESSORIES

MT-5140A

TRACTION ARM-A 500
견인고리-A 500
※ Zinc Plated

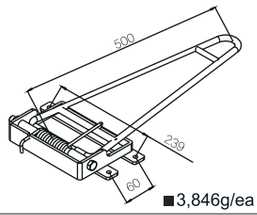

■3,846g/ea

MT-5141A

TRACTION ARM-A 600
견인고리-A 600
※ Zinc Plated

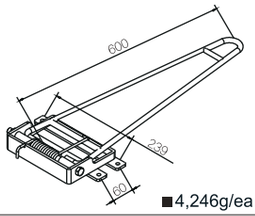

■4,246g/ea

MT-5142B

TRACTION ARM-B
견인고리-B
※ Zinc Plated

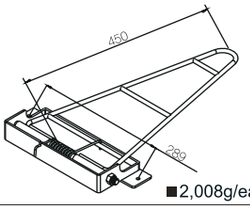

■2,008g/ea

MT-5143A / MT-5143B

TRACTION HOOK-A / B

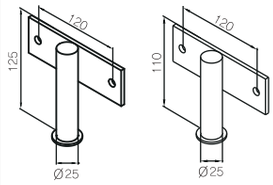

※ Zinc Plated ■972g/ea

MT-5149A

TRACTION ARM

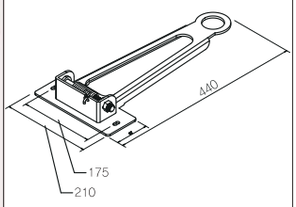

■ 5ea/box ■ 2,158g/ea

MT-5149B

TRACTION HOOK

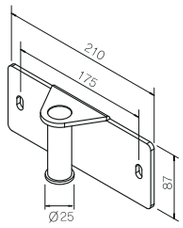

■ 20ea/box ■ 1,080g/ea

MT-5144A

TRACTION ARM-A 견인고리-A
※ Painted

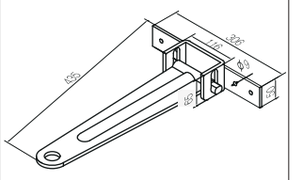

■4,500g/ea

MT-5145A

TRACTION HOOK-A 견인고리-A
※ Painted

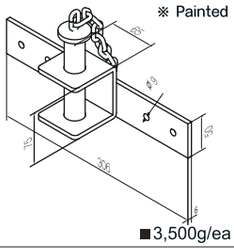

■3,500g/ea

MT-5144B

TRACTION ARM-B 견인고리-B
※ Non-Painted

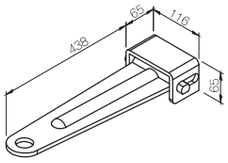

■3,500g/ea

MT-5145B

TRACTION HOOK-B 견인고리-B
※ Non-Painted

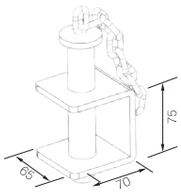

■1,200g/ea

ACCESSORIES

MT-5144C	TRACTION ARM-C 견인고리-C ※ Non-Painted
	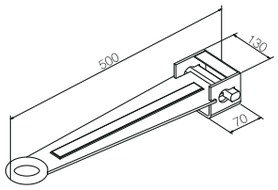 ■3,500g/ea

MT-5145C	TRACTION HOOK-C 견인고리-C ※ Non-Painted
	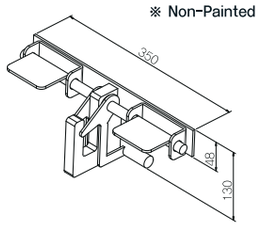 ■4,600g/ea

ACCESSORIES

SC-3028SV

STEEL CAP

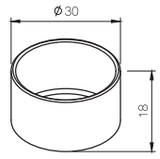

■400ea/box ■22g/ea

MT-5121

STANCHION MOUNT 바닥고정금구

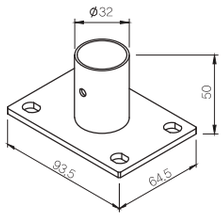

■40ea/box ■178g/ea

MT-5119

OVERLAP CAP 중복캡

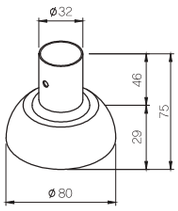

■20ea/box ■226g/ea

MT-5119W

SQUARE CAP 사각종발이

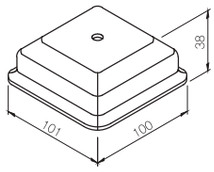

■35ea/box ■330g/ea

MT-5119S

NEW

SQUARE CAP 사각종발이

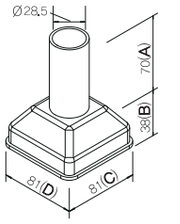

■50ea/box ■400g/ea

CODE	WEIGHT	A	B	C	D
MT-5119S	400g/ea 50ea/box	70	38	81	81
MT-5119M	450g/ea 50ea/box	110			
MT-5119L	500g/ea 50ea/box	120			

MT-5143

GAS SPRING 개스스프링

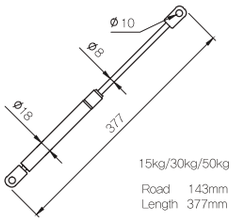

15kg/30kg/50kg
Road 143mm
Length 377mm

■100ea/box ■245g/ea

MT-5211

ZN PLATING ANGLE 아연앵글

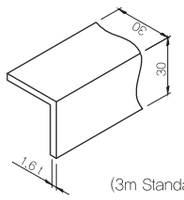

(3m Standard)

■3m/bar ■2,250g/bar

MT-5147

SLIDE RAIL 슬라이드레일

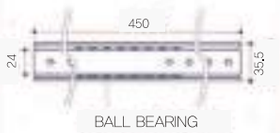

BALL BEARING

SLIDE SIZE : 350~600mm(50mm)간격

■ 654g/ea

MT-5148 (4 " /5 " /6 ")

FLOOR LOCK



SV (4"/5") GN (6")

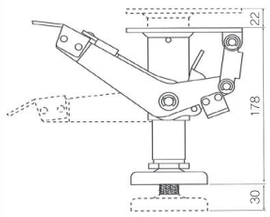

ACCESSORIES

MT-5151

SLIDE MODULATOR

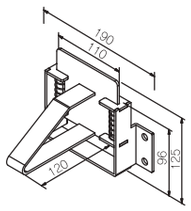

■ 10ea/box ■ 1,268g/ea

MT-5100

FORKLIFT HOOK
지게차포크 이탈방지 금구



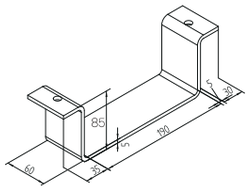

■ 25ea/box ■ 908g/ea

PH-5001A

TOOL HOLDER 공구걸이캡

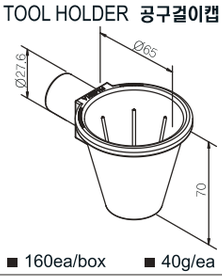

■ 160ea/box ■ 40g/ea

PH-5001B

TOOL HOLDER 공구걸이캡

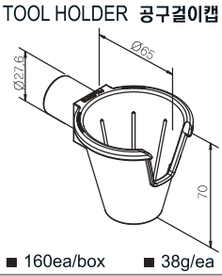

■ 160ea/box ■ 38g/ea

FS-0200/ 0250/ 0300/ 0350

EX) WH - 8(in) → FS - W 0200
Cr - 8(in) → FS - C 0200

FOLDING SHELF BRACKET
접이식 선반대

WH Cr

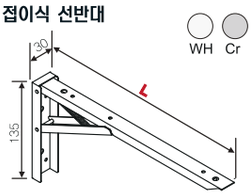

8(in) L:200 / 10(in) L:250
12(in) L:300 / 14(in) L:350

MT-5311

CASTER FIXING HOLDER

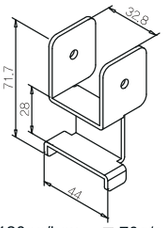

■ 120ea/box ■ 70g/ea

MT-5301

PIPE SNAP REST

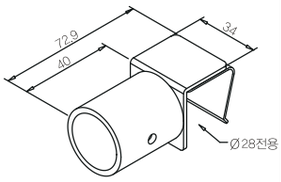

■ 120ea/box ■ 140g/ea

MT-5302

PIPE REST - A

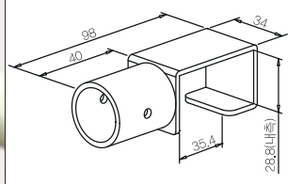

■ 90ea/box ■ 169g/ea

MT-5303

PIPE REST - B

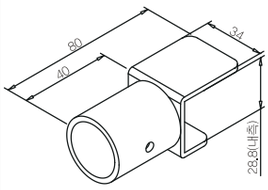

■ 120ea/box ■ 140g/ea

DL-3757

DOLLY 달리대차

Corner Guard for DOLLY
CG-0150BK

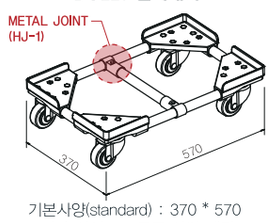

기본사양(standard) : 370 * 570
※ 기타 사이즈 : 주문 사양 제작
(Size variation is available upon request)

ACCESSORIES

WG-0230

WIRE GUIDE

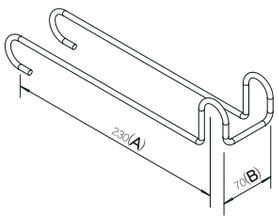

CODE	A	B
WG-0230 190g/ea	230	70
WG-0330 240g/ea	330	
WG-0430 280g/ea	430	

PROFILE PIPE(ALUMINUM)

AJ-3143

PROFILE PIPE(ALUMINUM)

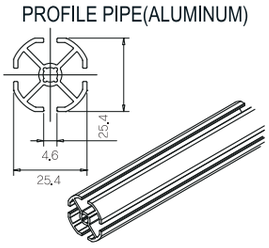

■ 4m(Standard)

PROFILE PIPE (ACCESSORIES)

PC-0200

PROTECTION COVER

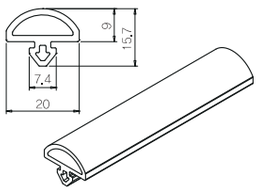

■ 40m/box ■ 20m(Standard)

SC-0200

SLOT COVER

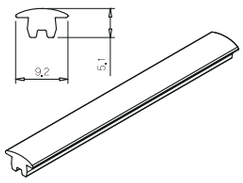

■ 200m/box ■ 20m(Standard)

UG-0125A

URETHANE GUIDE

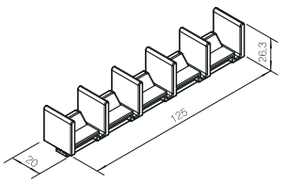

■ 700ea/box ■ 22.6g/ea

UG-0125B

URETHANE GUIDE

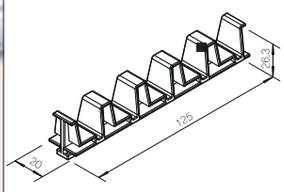

■ 700ea/box ■ 19g/ea

ACCESSORIES

FASTENERS & TOOLS

BOLTS

ITEM	WRENCH BOLT	BOLT	BOLT	BOLT
SPECIFICATION	M6 * 10 / 25	M8 * 35 / 40 / 45	M8 * 50 / 60 / 70	M10 * 20 / 25
PRODUCT CODE	WB-0610 / 0625	BT-0835 / 0840 / 0845	BT-0850 / 0860 / 0870	BT-1020 / 1025

BOLTS NUTS

ITEM	BOLT	BOLT	T NUT	NYLON NUT
SPECIFICATION	M12 * 20 / 25	1/2 * 50	M6	M8 / M10 / M12
PRODUCT CODE	BT-1220 / 1225	BT-1250	NU-0600	NN-0800 / 1000 / 1200

SCREWS

ITEM	ROUND SCREW	FLAT SCREW	TAPPING SCREW	ROUND SCREW	WIDE SCREW	NUT
SPECIFICATION	#8 * 19 / 25 / 32	#8 * 19 / 25 / 32	M4 *8L	M3.5 *16L	#10 * 20	1/2
PRODUCT CODE	SR-0819 / 0825 / 0832	SF-0819 / 0825 / 0832	TS- 0408	TS- 3516	SW-1020	NU-1200

WRENCH BITS

ITEM	WRENCH BIT	L-WRENCH BIT	DRIVER BIT	ADJUSTER WRENCH
SPECIFICATION	5×70mm	150mm	65mm / 110mm	-
PRODUCT CODE	TL-4001	TL-4003	TL-4004 / 4005	TL-4012

TOOLS

ITEM	RUBBER HAMMER	DEBURRING CUTTER	METRIC TAPE MEASURE	ELECTRICITY IMPACT
SPECIFICATION	-	-	3.5m	TOOL SET
PRODUCT CODE	TL-4006	TL-4007	TL-4008	TL-4011

NAME PLATES

PRODUCT CODE	HEIGHT	LENGTH	WEIGHT	Q'TY
LH-3010CS	30mm	100	12g	500
LH-3015CS		150	18g	350
LH-3020CS		200	24g	300
LH-3030CS		300	36g	150

PRODUCT CODE	HEIGHT	LENGTH	WEIGHT	Q'TY
LH-5010CL	55mm	100	22g	400
LH-5015CL		150	33g	200
LH-5020CL		200	44g	200
LH-5030CL		300	66g	100

LH-3010CS

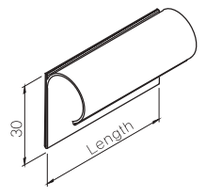

■ 500ea/box ■ 12g/ea

LH-5010CL

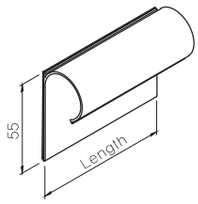

■ 400ea/box ■ 22g/ea

PN-5415

PLASTIC NAME PLATE

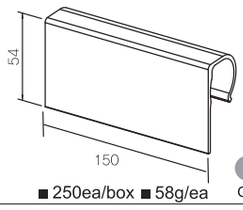

■ 250ea/box ■ 58g/ea GR

PN-3515

PLASTIC NAME PLATE

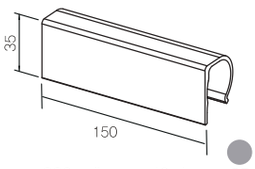

■ 300ea/box ■ 49g/ea GR

NP-0120

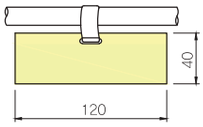

■ 3,000ea/box ■ 6g/ea

NP-0152

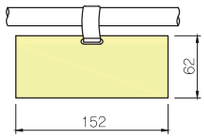

■ 2,500ea/box ■ 13g/ea

NP-0180

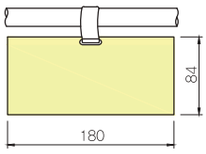

■ 1,500ea/box ■ 20g/ea

NP-0220

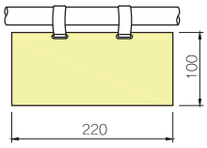

■ 1,000ea/box ■ 28g/ea

NP-0215

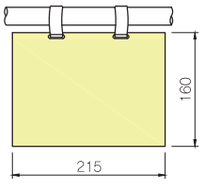

■ 700ea/box ■ 48g/ea

NP-0300

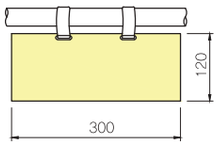

■ 600ea/box ■ 47g/ea

NP-0307

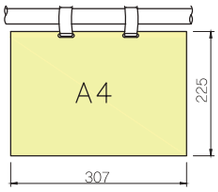

■ 300ea/box ■ 94g/ea

NP-0430

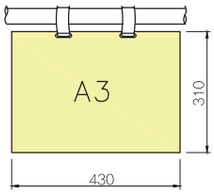

■ 100ea/box ■ 170g/ea

PLASTIC ANGLES & COVERS

① (T-TYPE) ② (L-TYPE) ③ PIPE COVER (IV, GR)

3M Standrad

PIPE FLAT COVER

(IV, GR, BK)

3M Standrad

CABLE DUCT



3M Standrad

TYPE	SIZE	PRODUCT CODE	A	B	C	WEIGHT
L TYPE	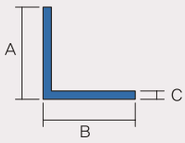	PA-2350T3	30	50	T3	340g/m
		PA-2890T3	80	90		723g/m
		PA-2550T4	50	50	T4	586g/m
		PA-2575T4	50	75		706g/m
		PA-2510T4	50	100		833g/m
		PA-2515T4	50	150		1,180g/m
		PA-2520T4	50	200		1,430g/m
T TYPE	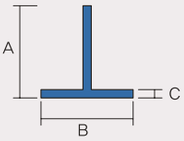	PA-3510T3	50	100	T3	793g/m
		PA-31550T4	150	50	T4	1,121g/m
		PA-3160T5	100	60	T5	1,106g/m
PIPE COVER	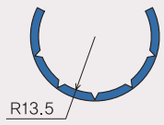	PA-4028A (OLD:PA-4028T3) (IV, GR)	–	–	T3	223g/m
	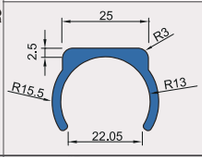	PA-4028B (IV, GR, BK)	–	–	T2.5	280g/m
CABLE DUCT	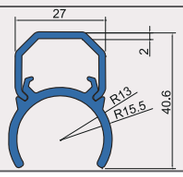	① CD-3000T	–	–	–	158g/m
		② CD-3000B	–	–	–	282g/m

※ Please contact our sales office with reference to the additional options available.

GUIDE RAILS

PA-401A	PA-402B	PA-412B	PA-403C	PA-404D	PA-405E
		NEW			
					
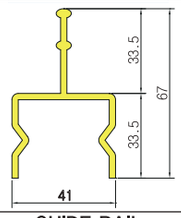	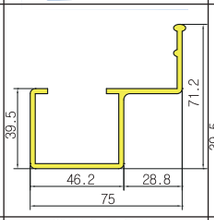	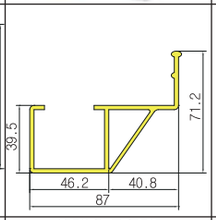	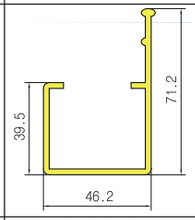	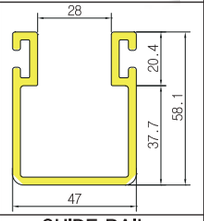	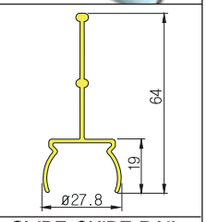
GUIDE RAIL TYPE-A	GUIDE RAIL TYPE-B	GUIDE RAIL TYPE-G	GUIDE RAIL TYPE-C	GUIDE RAIL TYPE-D	SLIDE GUIDE RAIL ALUMINUM
619g/M	740g/M	906g/M	640g/M	824g/M	1,688g/M
3 M (Standard)					4 M (Standard)

BOARDS, SHEETS

PROTECTION HOSES

CLASSIFICATION				
ITEM	Yarned Thread Hose	Transparent Hose	ATILON Hose	Foam Hose (9T/19T)
NAME	편사호스	투명호스	아티론 호스	발포고무 호스
REMARK	PVC	PVC	ATILON	RUBBER(soft)
PRODUCT CODE	TH-0001	TH-0002	TH-0003	TH-0005
STANDARD SPEC	45M/roll	45M/roll	4M/ea	2M/ea

※Please contact our sales office with reference to the additional options available.

BOARDS & SHEETS SPECIFICATION

ITEM(구분)			SIZE	THICKNESS	COLOR	CHARACTERISTICS(특성)	PRODUCT CODE
BOARDS (판지)	PLASTIC	PP BOARD (PP)	1200*2400	t5, t7	WHITE	Chemical Resistance (내화학성) Oil Resistant (내유성)	PP-051224 PP-071224
		Poly Vinyle Acetate (PVC)	1200*2400	t5, t7	IVORY GREEN	Smooth Skin (매끈한 외피) Incombustibility (난연성) Insulation (절연성)	PV-051224 PV-071224
		Plastic Corrugated Sheet (DANPLA)	1500*2000	t5, t9	IVORY, GREEN, BLACK, BLUE	Light weight (경량) Various colors (다양한색상)	DP-051520 DP-091520
		Fomax (포맥스)	1200*2400	t5, t8	BLUE WHITE	Light weight (경량) Easy to produce (가공용이)	FM-051224 FM-081224
		Bakelite (빽크라이트)	1000*1000 1000*2000	t5, t8, t12	BROWN, BLACK	High strength (고강도) Fine Insulation (미세한 절연치)	BK-051010 BK-081010
		Poly carbonate (PC)	1200*2400	t3~ t5	TRANSPARENT (투명)	Easy to produce (가공용이) High strength (고강도)	PC-031224 PC-051224
		Acryl (아크릴)	1000*2000	t3, t5, t8	TRANSPARENT (투명)		AC-051020 AC-081020
	WOOD	Medium Density Fiberboard (MDF)	1200*2400	t9, t12, t15			MD-091224 MD-121224
		Paticle Board (PB)	1200*2400	t15, t30		Coated wood (가구용 코팅 목재)	PB-151224 PB-301224
		Ply Wood (합판)	1200*2400	t9, t12, t15		Easy to produce (가공용이) High strength (고강도)	PW-091224 PW-121224
MATS (매트)	MAT	ESD Mat (정전MAT)	W600*10M	t2	GREEN GRAY	Adhesive / incohesive (판재상부 부착용)	EM-060010
			W900*10M				EM-090010
			W1000*10M				EM-100010
			W1200*10M				EM-120010
		General Mat (일반MAT)	W1200*30M		GREEN		GM-120030
PROTECTION OF GOODS (제품보호제)	FABRIC	Non Woven Fabric (부직포)	W1500*100M		GRAY	Anti-scratch (스크래치 방지)	NW-150100
		Suede (스웨이드)	W25*20M				SD-W02520
			W55*20M				SD-W05520
			W1400*10M				SD-W14010
FOAMS (폼)	SPONGE	Ethylene Vinyl Acetate (EVA)				Anti-scratch (스크래치 방지) Shock absorption (충격흡수)	
		Poly Urethane (PU)					
		Ethylene Cropylene Diene Monomer (EPDM)					
		Board (1500, 2000) (영보드)					
		Poly Ethylene (PE)					
		Chloroprene Rubber (CR)					

※Please contact our sales office with reference to the additional options available.

CASTERS

1. LIGHT DUTY CASTERS
2. MEDIUM DUTY CASTERS
3. CUSHION CASTERS
4. GRIP RING TYPE CASTERS

SPECIFICATIONS

BOLT TYPE

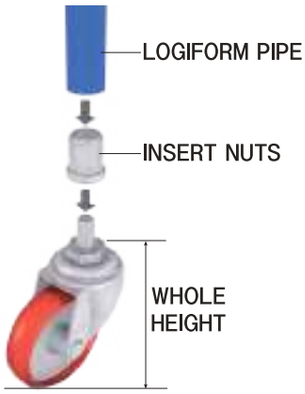

PLATE TYPE

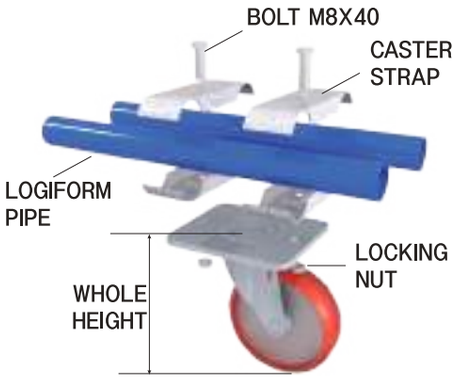

DIMENSION

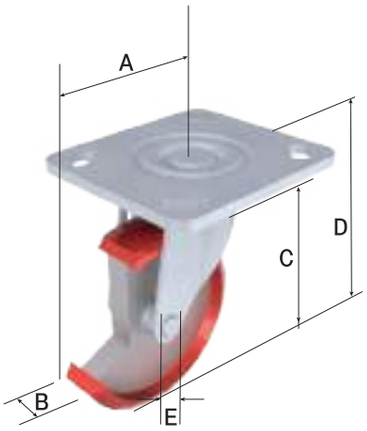

A	B	C	D	E
SWIVEL	WIDTH	DIAMETER	HEIGHT	Offset

DIVISION



● 하중에 따른 캐스터 선정 방법

S=(W+A)/(n-1) (S: 안전 허용 하중(kgf), W: 운송 장비 중량(kg), A: 추가 적재 하중(kg), n: 부착된 캐스터 수량(pcs))

- 본 계산식은 일반적인 평탄한 노면상태에서 사용하는것을 전제로 합니다.
- 캐스터에 충격을 줄 수 있는 요철과 문턱등 사용조건에서는 허용하중이 급격하게 감소하므로 사용을 제한해야 합니다.
- 안전 허용 하중에 적합하지 않은 캐스터를 사용하면 제품 결함 및 신체상 상해의 원인이 될 수 있습니다.

S=(W+A)/(n-1) (S:Safe load(kgf), W:Weight of mobile structure(kg), A:Weight of load(kg), n:Number of caster(pcs))

- This calculation is subject to use on flat floor.
- Be aware that bumpy road can affect load capacity.
- You must follow recommended load capacity.

LIGHT DUTY CASTERS (BOLT TYPE)

IMAGE	PRODUCT CODE	OPTION	inch(mm)	SIZE "A" inch	inch(mm)	mm	mm	kg(max)	WHEEL	BEARING	PRODUCT WEIGHT kg	Q' TY/BOX
	CT-702S	SWIVEL	2″	1/2	20	44	72	35	PLY	Plain	0.16	160
	CT-702B	SWIVEL-BRK									0.16	
	CT-703S	SWIVEL	3″	5/8	32	73	108	100	PLY	Ball	0.69	32
	CT-704S		4″	5/8	32	89	133	105	PLY	Ball	0.79	24
	CT-703B	SWIVEL-BRK	3″	5/8	32	73	108	100	PLY	Ball	0.75	32
	CT-704B		4″	5/8	32	89	133	105	PLY	Ball	0.89	24

■ WHEEL = PLY : Polyurethane Tread / Plastic Center Wheels
■ BEARING = PLAIN / BALL : Wheel bearing type

LIGHT DUTY CASTERS (PLATE TYPE)

IMAGE	PRODUCT CODE	OPTION	inch(mm)	inch(mm)	mm	mm	kg(max)	mm	mm	WHEEL	BEARING	PRODUCT WEIGHT kg	Q' TY/BOX
	CT-713RL	RIGID	3″	32	X	104	100	95×64	76 to 73×45	PLY	Ball	0.54	32
	CT-714RL		4″	32		129	105					0.83	24
	CT-715RL		5″	32		156	115					0.74	20
	CT-713SL	SWIVEL	3″	32	73	104	100	95×64	76 to 73×45	PLY	Ball	0.83	32
	CT-714SL		4″	32	89	129	105					0.94	24
	CT-715SL		5″	32	101	156	115					1.03	20
	CT-713BL	SWIVEL-BRK	3″	32	73	104	100	95×64	76 to 73×45	PLY	Ball	0.88	32
	CT-714BL		4″	32	89	129	105					1.03	24
	CT-715BL		5″	32	101	156	115					1.12	20

■ WHEEL = PLY : Polyurethane Tread / Plastic Center Wheels
■ BEARING = BALL : Wheel bearing type
※Please contact our sales office with reference to the additional options available.

LIGHT DUTY CASTERS (ESD TYPE)

IMAGE	PRODUCT CODE	OPTION	inch(mm)	inch(mm)	mm	mm	kg(max)	mm	mm	WHEEL	BEARING	PRODUCT WEIGHT kg	Q' TY/BOX
	CT-713RE	RIGID	3″	32	X	104	56	95×64	76 to 73×45	SR(ESD)	Ball	0.58	32
	CT-714RE		4″	32		129	75					0.88	24
	CT-715RE		5″	32		156	80					1.17	20
	CT-713SE	SWIVEL	3″	32	73	104	56	95×64	76 to 73×45	SR(ESD)	Ball	0.87	32
	CT-714SE		4″	32	89	129	75					1.05	24
	CT-715SE		5″	32	101	156	80					1.24	20
	CT-713BE	SWIVEL-BRK	3″	32	73	104	56	95×64	76 to 73×45	SR(ESD)	Ball	0.93	32
	CT-714BE		4″	32	89	129	75					1.32	24
	CT-715BE		5″	32	101	156	80					1.72	20

■ WHEEL = SR : Soft Rubber Wheels
■ BEARING = BALL : Wheel bearing type

MEDIUM DUTY CASTERS-LOW (PLATE TYPE)

IMAGE	PRODUCT CODE	OPTION	inch(mm)	inch(mm)	mm	mm	kg(max)	mm	mm	WHEEL	BEARING	PRODUCT WEIGHT kg	Q' TY/BOX
	CT-714RH	RIGID	4″	38	X	137	200	114×102	92~ 76×76 ~66	PU	ROLLER #001	1.72	10
	CT-715RH		5″	40		165	250			PU	ROLLER #003	2.15	10
	CT-716RH		6″	44		190	270			PU	ROLLER #003	2.63	8
	CT-714SH	SWIVEL	4″	38	82	137	200	114×102	92~ 76×76 ~66	PU	ROLLER #001	1.85	10
	CT-715SH		5″	40	90	165	250			PU	ROLLER #003	2.58	10
	CT-716SH		6″	44	108	190	270			PU	ROLLER #003	2.94	8
	CT-714BH	SWIVEL-BRK	4″	38	82	137	200	114×102	92~ 76×76 ~66	PU	ROLLER #001	1.85	10
	CT-715BH		5″	40	90	165	250			PU	ROLLER #003	2.77	10
	CT-716BH		6″	44	108	190	270			PU	ROLLER #003	3.14	8

■ WHEEL = PU : Polyurethane

※Please contact our sales office with reference to the additional options available.

MEDIUM DUTY CASTERS-HIGH (PLATE TYPE)

IMAGE	PRODUCT CODE	OPTION	inch(mm)	inch(mm)	mm	mm	kg(max)	mm	mm	WHEEL	BEARING	PRODUCT WEIGHT kg	Q' TY/BOX
	CT-714RW	RIGID	4″	48	X	141	320	114×102	92~ 76×76 ~66	PU	Ball	1.89	10
	CT-715RW		5″	48		165	340			PU	Ball	2.09	10
	CT-716RW		6″	48		190	360			PU	Ball	2.58	8
	CT-714SW	SWIVEL	4″	48	76	141	320	114×102	92~ 76×76 ~66	PU	Ball	2.27	10
	CT-715SW		5″	48	90	165	340			PU	Ball	2.51	10
	CT-716SW		6″	48	108	190	360			PU	Ball	3.1	8
	CT-714BW	SWIVEL-BRK	4″	48	76	141	320	114×102	92~ 76×76 ~66	PU	Ball	2.42	8
	CT-715BW		5″	48	90	165	340			PU	Ball	2.66	8
	CT-716BW		6″	48	108	190	360			PU	Ball	3.21	6

■ WHEEL = PU : Polyurethane

CUSHION CASTERS (PLATE TYPE)

IMAGE	PRODUCT CODE	OPTION	inch(mm)	inch(mm)	mm	mm	kg(max)	mm	mm	WHEEL	BEARING	PRODUCT WEIGHT kg	Q' TY/BOX
	CT-726RC (PC)	RIGID	6″	48	128	203	360kg	160*115	129*72.5	Poly Urethane	Ball	5.146	4ea/box
	CT-726SC (PC)	SWIVEL										5.876	
	CT-726BC (PC)	SWIVEL-BRK										6.178	

※Please contact our sales office with reference to the additional options available.

CASTERS

HIGH POLYURETHANE CASTERS (PLATE TYPE)

IMAGE	PRODUCT CODE	OPTION	inch(mm)	inch(mm)	mm	mm	kg(max)	mm	mm	WHEEL	BEARING	PRODUCT WEIGHT kg	Q'TY/BOX
	CT-713RP	RIGID	3″	32	X	104	56	95×64	76 to 73×45	HPU H.P.U / Plastic	Ball	0.45	32
	CT-714RP		4″	32		129	75				Ball	0.55	24
	CT-715RP		5″	32		156	80				Ball	0.66	20
	CT-713SP	SWIVEL	3″	32	78	104	56	95×64	76 to 73×45	HPU H.P.U / Plastic	Ball	0.74	32
	CT-714SP		4″	32	89	129	75				Ball	0.84	24
	CT-715SP		5″	32	101	156	80				Ball	0.97	20
	CT-713BP	SWIVEL-BRK	3″	32	78	104	56	95×64	76 to 73×45	HPU H.P.U / Plastic	Ball	0.80	32
	CT-714BP		4″	32	89	129	75				Ball	0.93	24
	CT-715BP		5″	32	101	156	80				Ball	1.06	20

■WHEEL = HPU : High Polyurethane

HIGH POLYURETHANE CASTERS (BOLT TYPE)

IMAGE	PRODUCT CODE	OPTION	inch(mm)	SIZE "A" inch	inch(mm)	mm	mm	kg(max)	WHEEL	BEARING	PRODUCT WEIGHT kg	Q'TY/BOX
SIZE "A"	CT-703SP	SWIVEL	3″	5/8	32	78	104	56	HPU H.P.U / Plastic	Ball	0.62	32
	CT-704SP		4″	5/8	32	89	129	75		Ball	0.75	24
	CT-705SP		5″	5/8	32	101	156	80		Ball	0.88	20
SIZE "A"	CT-703BP	SWIVEL-BRK	3″	5/8	32	78	104	56	HPU H.P.U / Plastic	Ball	0.68	32
	CT-704BP		4″	5/8	32	89	129	75		Ball	0.84	24
	CT-705BP		5″	5/8	32	101	156	80		Ball	0.96	20

■WHEEL = HPU : High Polyurethane

BALL CASTER

IMAGE	PRODUCT CODE	OPTION	inch(mm)	SIZE "A" inch	inch(mm)	mm	mm	kg(max)	WHEEL	BEARING	PRODUCT WEIGHT kg	Q'TY/BOX
	BC-701S	SWIVEL	1″					20				

※Please contact our sales office with reference to the additional options available.

GRIP RING TYPE CASTERS

IMAGE	PRODUCT CODE	OPTION	inch(mm)	inch(mm)	mm	mm	kg(max)	threaded specification	WHEEL	BEARING	PRODUCT WEIGHT kg	Q' TY/BOX
	CT-703RR	RIGID	3″	32	X	100	75	Ø11x38mm	PU	Plain	0.44	40
	CT-703SR	SWIVEL	3″	32	70	100	75	Ø11x38mm	PU	Plain	0.5	40
	CT-703BR	SWIVEL-BRK	3″	32	70	100	75	Ø11x38mm	PU	Plain	0.56	40

■ WHEEL = PU : Polyurethane

INSERT FOR GRIP RING TYPE CASTER

CI-1109SP

CASTER INSERT

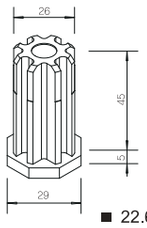

■ 22.6g/ea

CI-1111SP

CASTER INSERT

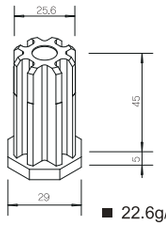

■ 22.6g/ea

CI-1110LP

CASTER INSERT

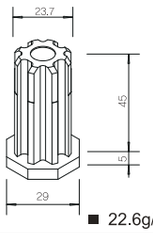

■ 22.6g/ea

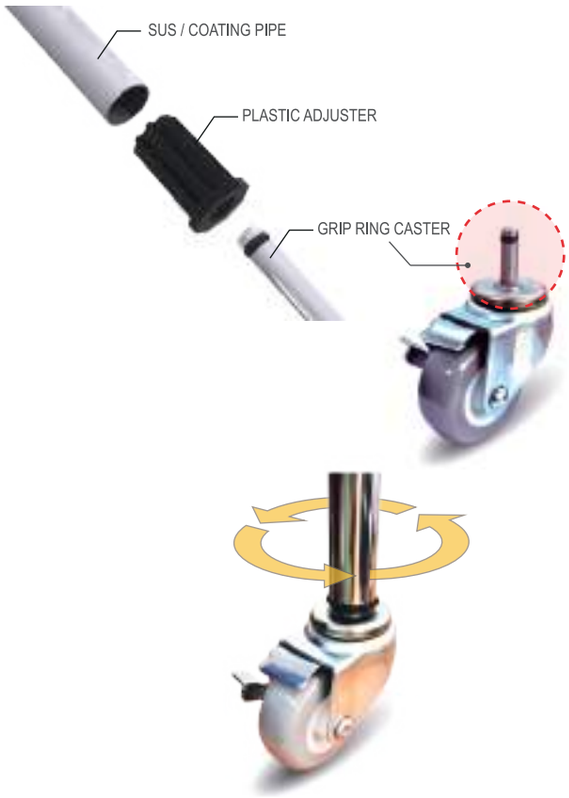

MANUAL FOR CASTER

MANUAL FOR CASTER

Before using caster, please read this manual carefully to use it properly. And keep it at suitable place for your referring whenever you have questions and it needs repairing

※ Wholesaler of the product and/or supplier of assembled device should keep this manual in mind to explain its specifications in detail to customers and end users,

Warning - **Before using caster-assembled device, both assembler and end user should read this manual very carefully to avoid unforeseen accidents and dangers. The safety cautions should be strictly respected and followed.**

〈TABLE〉 WARNINGS AND CAUTIONS

	Assemble caster at right angle vertically		No contamination from chemical materials		Sharp tools should not be used
	No overload allowed.		Be careful to prevent dangers on foot		Keep speed limit (4km/h)
	Use it on proper ground condition only		Parallel assembling to moving direction		Limit longer and continuous moving
	No excessive ambient temperature influence		No physical shock to caster and inadvertent falling		
STOP	No moving while braking		No additional load influence from sides		

▶ USERS SHOULD STRICTLY FOLLOW WARNING AND CAUTION SIGNS.

CAUTIONS

IT SHOULD BE ASSEMBLED ON PRE-DESIGNED POSITION IN PRECISE AND SAFE MANNER.

① The suitable base board and base position to be assembled should have enough strength to stand load.

② Connecting work to base board should not give bad influence on caster moving.

③ Revolving caster should be assembled at right angle of axis vertically.

④ Fixed caster should be assembled in parallel with moving direction. In case assembling revolving caster only, it should be assembled in same manner.

⑤ For assorted assembling of revolving and fixed caster, please refer to specifications of caster to find right and suitable assortment from supplier catalog.

▶ DO NOT CHANGE COMPONENTS FROM CASTER SPECIFICATIONS.

CASTER SPECIFICATIONS FOR PARTICULAR CONDITIONS : For use at corrosive, outdoor environments or seashore, specially designed casters should be used. / Caster operating temperature range is FROM 5℃ TO 30℃. Under excessive temperature beyond above range, its allowed load may lower than the specification. In this case, specially made casters should be used.

REGULAR INSPECTION : Casters should be inspected and tested regularly on following points..

▶ Feed grease on axis and revolving parts as well and remove foreign materials from caster.

▶ Fasten loosened connecting parts to base board. .

▶ Check caster to find its proper workability in order to replace improper components immediately.

MANUAL FOR CASTER

ATTENTION : Wholesalers should keep the content of the Manual in mind. And if necessary, request supplier for proper information about the product so as to give right information to assemblers and customers. It is a duty of assemblers to give particular attention to the Manual and request supplier for proper information in order to pass it to end users.

OPERATING CONDITIONS - ▶ GROUND SURFACE CONDITION : Generally, it is recommended to use HARD TYPE WHEELS on SOFT GROUND SURFACE, while SOFT TYPE WHEELS on HARD SURFACE. / However, it is advisable to use HIGH ELASTIC SOFT WHEELS to minimize noise and vibration, also to protect ground surface. But, HARD TYPE WHEELS should be used when working load is very heavy with much resistance while moving. / To keep controllability of brake, we should compare coefficient of friction of wheel to that of ground surface. In case, ground surface coefficient of friction is smaller than that of wheels, slippery happens on slope ground even with braking.

(COMPARISON OF CASTER COEFFICENT OF FRICTION)

CORROSIVE ENVIRONMENT : Under corrosive environments such as restaurants or outdoor, seashore, castor lifetime is reduced due to corrosion and loss of grease from revolving components. / Our products with steel components are ZINC galvanized and CHROME PLATED etc. / However, for severe and extreme environmental conditions, stainless anti-rust casters with water resistance grease should be used.

AMBIENT TEMPERATURE : Under higher temperature where places with oven or steaming machine, or under lower temperature where equipped with refrigerators, caster strength is drastically reduced while grease on revolving parts is not properly working. / Under aforementioned environment, suitable wheels and grease as well should be selected through discussion between supplier and end users.

OILS AND CHEMICAL MATERIALS : Lifetime of wheels and body is very much reduced by oils and chemical materials. / It is recommended to select suitable wheels and body to resist such adverse influences.

CAUTIONS WHILE SCRAPPING : For scrapping caster, disassemble wheel from body to dispose respectively according to relevant laws and regulations. / If disposing them with general wastes without disassembling, it makes soil contamination and pollution consequently.

CHECK REGULAR POINTS : Following checkpoints should be inspected regularly at least at 3 month interval. / CHECK CASTER REVOLVING FUNCTION. / CHECK CASTER BRAKING WORKABILITY. / REMOVE FOREIGN MATERIALS FROM CASTER COMPONENTS. /CHECK WHEEL WORKABILITY. / CHECK GREASE ON REVOLVING PARTS

WHEEL PERFORMANCE ※A:Favorable B:Usable C:Unusable

Classification	Material	Oil resistance	Acid resistance	tolerant Alkaline	Ozone resistance	Rebound resilence
SR Tread (ESD)	Solid Rubber (ESD)	C	C	B	C	B
P.U Tread	PolyUrethane	A	C	A	A	B

※ **Unauthorized copying and publication of this Manual, all or a part of it, without our consent is strictly prohibited. And we, HBL INC., reserve the copyright of this Manual.**

MAT CONVEYORS

■ MC-8001

■ MC-8002

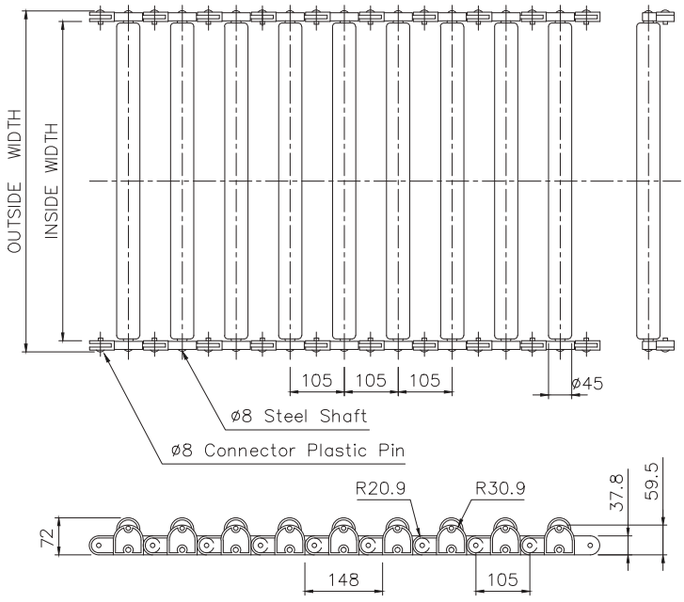

PRODUCT CODE	LOAD (kg/m)	WIDTH(mm)		HEIGHT	PITCH (mm)	WEIGHT (kg/m)
		INSIDE	OUTSIDE(mm)			
MC-8001(single)	200	455	497	75	105	5.4
MC-8002(double)	400	455	497	75	105	6.8

- MAT COMAT CONVEYOR SERIES are made with durable industrial ABS resin rollers.
- MAT CONVEYOR SERIES are lighter than steel roller conveyors. They are ideally suited for rapid deployment and for temporary handling requirement.
- MAT CONVEYOR SERIES are extremely portable due to the light weight and easily folded and unfolded anywhere they are needed.
- MAT CONVEYOR SERIES can be produced as per your requirements by specifying the length and width.

■ 매트 컨베어 시리즈는 휴대하기 좋으며 쉽게 어떠한 장소에서도 연결 및 분리 할 수 있습니다.

■ 매트 컨베어 시리즈는 당신이 원하는 대로 만들 수 있습니다.
폭과 길이를 마음대로 조절할 수 있습니다.

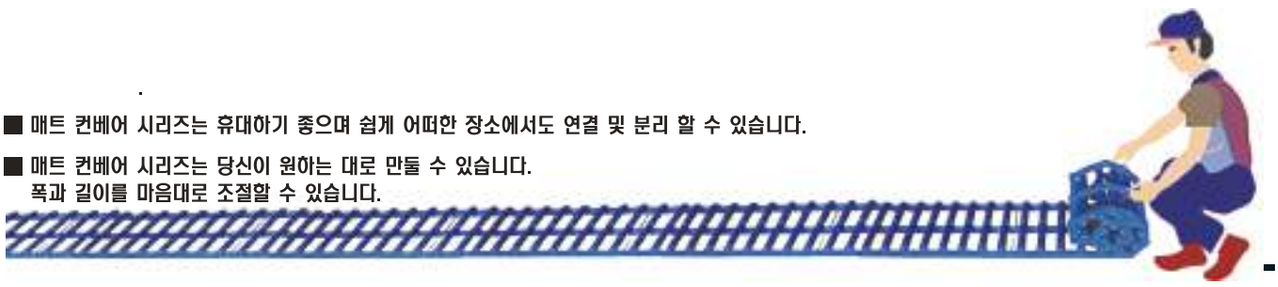

TECHNICAL SPECIFICATIONS

1. WORK FLOW
2. STRUCTURE BREAKDOWN
3. PROPORTIONAL MARGIN LOAD OF PIPES

TECHNICAL SPECIFICATIONS

WORK FLOW

In order to manufacture and deliver transport trolleys, workstations and flow racks as per requirements, it is necessary to follow the sequence of operations listed below.

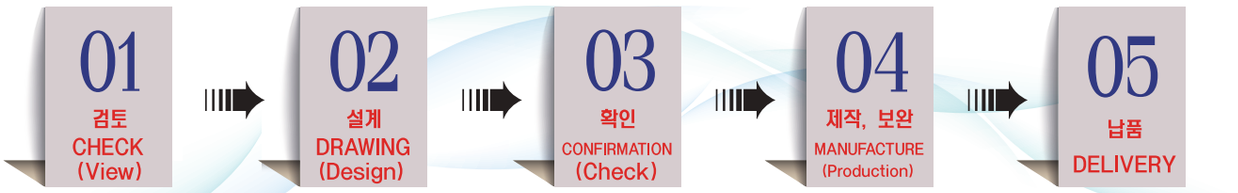

CALCULATION METHOD OF PIPE LENGTH

How to calculate the length of a pipe is illustrated below. The following points have to be taken into consideration, the length of pipe to be inserted into the joint and the distance between joint centers. Based on this information the length of the pipe can be calculated.

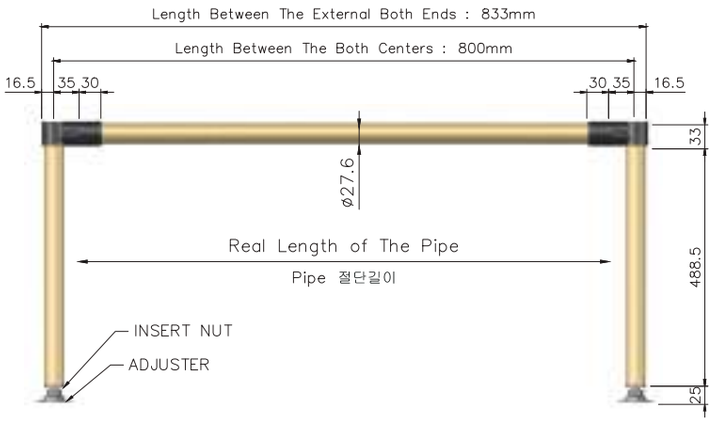

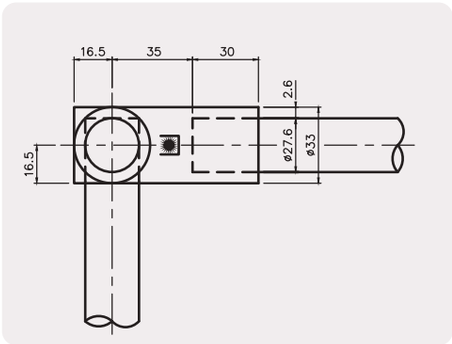

Horizontal	800	- Length between the both centers	- 중심에서 중심까지의 길이
Calculating	-70	- Total length between each end of the	- 파이프 끝에서 조인트 중심까지의 길이
The Lengths	——	- Pipe and each center of joint(35mm×2)	
(수평길이계산)	730	- The practical length of the pipe to be cutter	- 파이프 절단 길이

Vertical	530	- Length between the both centers	- 바닥에서 상측 중심까지 길이
Calculating	-25	- Length between the end of pipe and the end of adjust	- 아제스타 높이 (부싱포함)
The Lengths	16.5	- Length between the center and the surface of joint	- 파이프 중심에서 조인트 상부
(수직길이계산)	522	- The practical length of the pipe to be cutted	- 파이프 절단길이

STRUCTURE BREAKDOWN

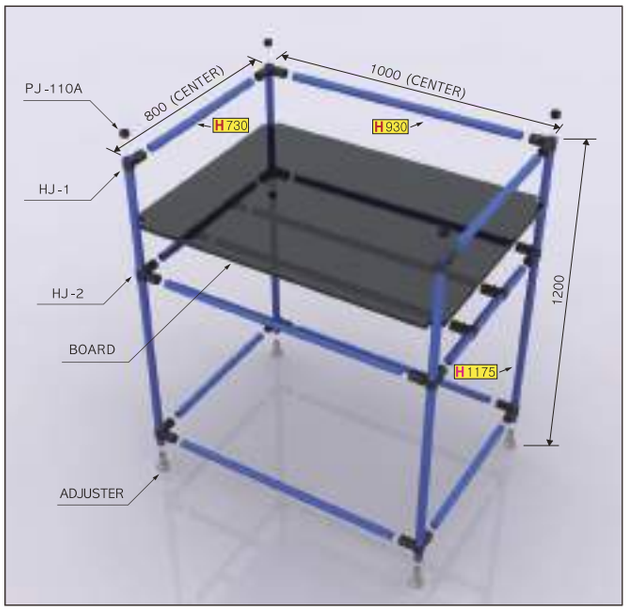

01 The drawing shown indicates the pipe length and the arrangement of the selected joints.

02 Size of the structure :
800(Width)×1000(Length)×1200(Height)
("H" represents the actual length of pipe)

STRENGTH

■ PIPES & JOINTS

Like other material such as steel, aluminium and steel pipe, the strength of a LOGIFORM structure depends on the design and manufacturing techniques used. When producing structures using LOGIFORM pipes it is critical that the correct design and material selection has been undertaken to ensure the construction of safe equipment that meets all designed requirements.

파이프 & 조인트는 다른 재료(스틸, 스테인레스, 알루미늄)등과 같은 파이프와 조인트의 연결법에 의해서 강도가 달라집니다.
파이프 & 조인트로 구조물을 제작하는 경우 그 구조물의 사용 목적에 맞는 적절한 강도를 얻을 수 있도록 설계하고 안정성을 고려 하여야 합니다.

■ Maximum resist strength of Joints

Maximum resist strength of LOGIFORM pipe attached with metal joints.
메탈 조인트를 로지폼 파이프에 연결하여 수직 및 수평에 인장하중을 가한 경우

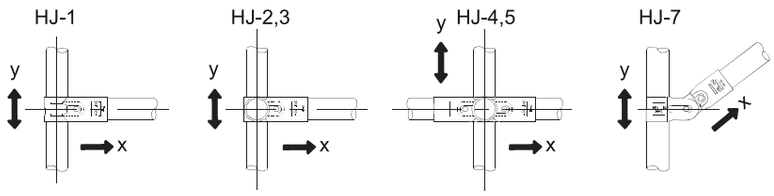

■ Test Condition (시험조건)
Test Speed (인장속도) : 5mm/min
Temperature (온도) : 23℃

Direction	COATED PIPES	STAINLESS PIPES
X	75kg	75kg
Y	85kg	85kg

TECHNICAL SPECIFICATIONS

Max. Loading capacities of pipes by thickness of steel

■ Tensile Speed (인장속도) : 5mm/min
Load Range (하중범위) : 0~2,000kgf
Temperature (온도) : 23℃
PIPE별 450/1000/1500/1800mm측정

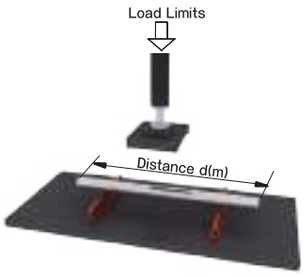

모 델 명	규 격	지관거리별 최대 하중(kgf)			
		450mm	1,000mm	1,500mm	1,800mm
LP-1100 IV	LOGIFORM 1.0T	337.5	154.4	105.3	74.9
LP-1140 IV	LOGIFORM 1.4T	558.8	223.2	150.2	117.4
LP-1200 IV	LOGIFORM 2.0T	557.9	227.0	147.0	112.8
ST-1070	SUS201 0.7T	175.8	86.9	60.6	50
ST-1100	SUS201 1.1T	405	172.9	129.6	101.8
ST-1070	SUS439 0.7T	162.2	78.7	49.9	38.8
ST-1110	SUS439 1.1T	294.7	125.5	84	71.1
SL-1100 IV	SLIPE PIPE 1.0T	377.1	162.9	109.2	83.2
AL-1150	ALUMINIUM 1.5T	231.2	99.6	67.5	53.8

※ 상기 기술된 데이터는 제한적 테스트 환경 내에서 얻은 참조 값이므로 절대 기준을 의미하지 않습니다.
※ Above data was extracted in restrictive environment. It may be affected by any kind of environment facts.

MAXIMUM LOADING OF PLACONS

Test of Placon range Loading(플라콘 분포 하중 테스트)

TYPE	Φ	LENGTH	LOAD
40TYPE	30Φ	1,000mm	100 kgf
60TYPE	30Φ		115 kgf
60TYPE	16Φ		105 kgf
73TYPE	34Φ		215 kgf
73TYPE	18Φ		225 kgf

■ Test Condition (시험조건)
Tensile Speed (인장속도) : 5mm/min
Temperature (온도) : 23℃

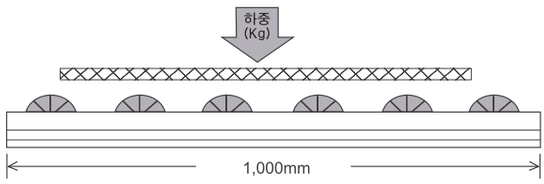

Test of Roller Compression Loading(롤러 압축 하중 테스트)

TYPE	Φ	LOAD
40TYPE	30Φ	170 kgf
60TYPE	30Φ	240 kgf
60TYPE	16Φ	145 kgf
73TYPE	34Φ	520 kgf
73TYPE	18Φ	165 kgf

■ Test Condition (시험조건)
Temperature (온도) : 23℃

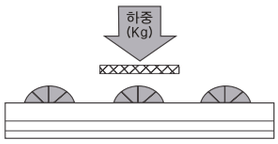

※ Limits of temperature for actual use(실사용의 온도 범위)

The temperature for actual use of ABS Resin utilized at PIPE & JOINT is limited within

-The working temperature for the ABS coated tube in between -10 and +80 degree C. Direct heat or freezing conditions should be avoided.

Pipe & Joint에 사용하고 있는 ABS수지의 실사용 온도는 -10~80℃로 되어 있어 그 범위를 넘는 곳이나 화기 옆에서의 사용은 피해 주십시오.

APPLICATIONS

1. Automotive industry
2. Electronic industry
3. Other industries

APPLICATION

POINT

- Applicable to any form of organization at an affordable cost
- Easy to assemble and easy to modify if required
- Eliminates waste in working behavior and prevents safety issues due design.
- Applicable to FIFO (first in first out) allowing for the full control of inventory.
- Work efficiency is improved thanks to the production of a purpose built working environment
- Control of inventory improved thanks to visual management of material.
- Reduced storage space required thanks to improved material management and storage space optimization.

How can minimize production waste???







LOGIFORM

efficient Lean-Manufacturing!!!

APPLICATIONS

(Before) (After)
(After) (After)

(Before) (After)
(After) (After)

APPLICATIONS

AUTOMOTIVE INDUSTRY

01. STORE RACK

02. DOOR RACK

03. IN PANNEL CART

04. GLOVE BOX CART

05. IN PANEL CART

06. MOVING CART FOR GLOVE BOX

07. MOVING CART FOR HEAD LINING

08. RACK FOR PAINTED FENDER

09. RACK FOR BRAKE PARTS

10. MOVING CART FOR DUCT

11. MOVING CART FOR EVA

12. RACK FOR LINE

13. LINE RACK

14. MOVING CART FOR DOOR TRIM PICKNG

15. MOVING CART FOR DOOR LOCK

AUTOMOTIVE INDUSTRY

16. RACK FOR PAINTED PARTS

17. MOVING CART FOR DOOR LOCK

18. MOVING CART FOR AIRBAG

19. RACK FOR PAINTED TRUNK

20. MOVING CART(INSERT BOX) DOOR MODULE

21. MOVING CART FOR HEATER CASE

22. RACK FOR PAINTED BACK DOOR

23. MOVING CART FOR DOOR GLASS

24. MOVING CART FOR DOOR TRIM

25. MOVING CART FOR REAR LAMP

26. EVA O.S TROLLEY

27. ONE SIDE MOVING CART

28. MOVING CART FOR REAR LAMP

29. MOVING CART FOR BOARDS

30. MOVING CART FOR TV FRONT

APPLICATIONS

ELECTRONIC INDUSTRY


01. MAGAJIN RACK

02. MOVING RACK

03. COMBINED CART

04. MOVING CART FOR LCD PANEL

05. WORK TABLE

06. ASSEMBLING WORK TABLE FOR M.P

07. RACK FOR RAW MATERIAL

08. WORK TABLE

09. MOVING CART(L RESIN)

10. CELLLINE RACK

11. MOVING CART FOR DECK

12. MOVING CART (L RESIN)

13. TOP COVER CART

14. MOVING CART FOR LCD PANEL

15. MOVING CART FOR LCD

ELECTRONIC INDUSTRY

16. MOVING CART FOR LCD

17. MOVING CART FOR LCD

18. OPEN CART

19. DRAWER-STYLE MOVING CART

20. VERTICAL OPEN-SHUT MOVING CART

21. OPEN-SHUT CART

22. MOVING CART FOR AGING

23. ASSEMBLING LINE

24. MOVING CART FOR PREVENTING DIRT

25. MOVING CART FOR AGING

26. MOVING CART(FOR BOTTOM SASH)

27. MOVING CART FOR PCB

28. MOVING CART FOR PCB(INSERT BOX)

29. MOVING CART FOR PCB(INSERT BOX)

30. MOVING CART FOR LCD PANEL

OTHER INDUSTRIES

01. DRAWER-STYLE MOVING CART

02. MOVING RACK

03. OPEN CART

04. MOVING CART FOR LCD PANEL

05. WORK TABLE

06. ASSEMBLING WORK TABLE FOR M.P

07. RACK FOR RAW MATERIAL

08. WORK TABLE

09. MOVING CART FOR PCB(INSERT BOX)

10. CELLLINE RACK

11. MOVING CART(FOR BOTTOM SASH)

12. MOVING CART (L RESIN)

13. TOP COVER CART

14. MOVING CART FOR LCD PANEL

15. Z MOVING CART FOR LCD

COMPANY RELATED PHOTOS